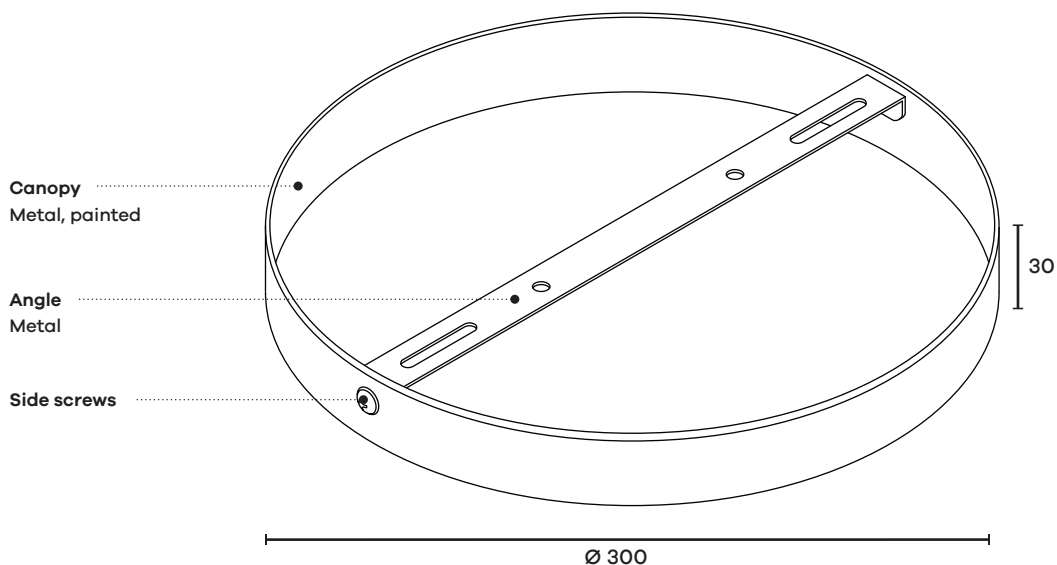


PL-B300

Canopy **Round 300**



Series

Family **Canopy**
Type **Pendant light**

Mounting

Ceiling mounting

Products

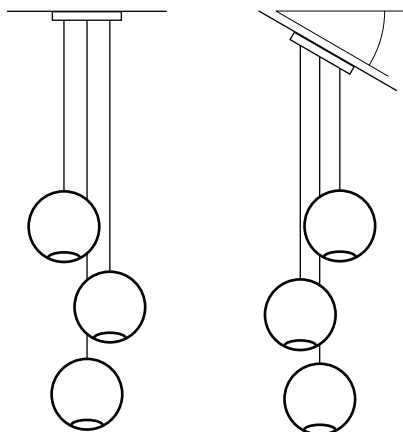
1x Canopy PL-B300
1x Angle
2x Side screws

Dimensions

All dimensions in mm,
unless otherwise specified.

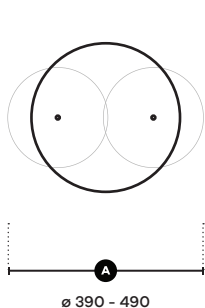
Ceiling mounting

The canopy is suitable for both horizontal ceilings as well as sloping ceilings. The maximum tilt angle depends on the desired shade size and number of shades, see next page for exact values.

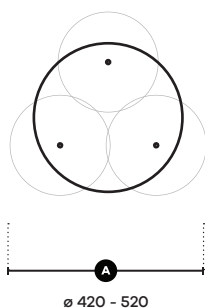


Canopy **Round 300****Hole pattern canopy**

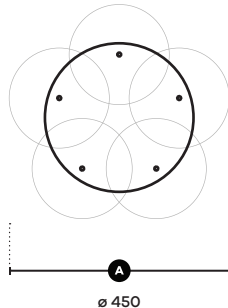
The holes in the canopy define the positions of the cables.

Random 2

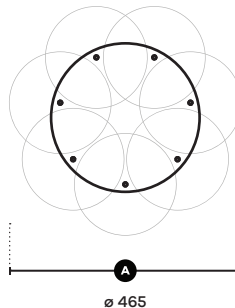
- shades up to ø 300
- ⊞ approx. 1.4 kg
- ▽ no limitation

Random 3

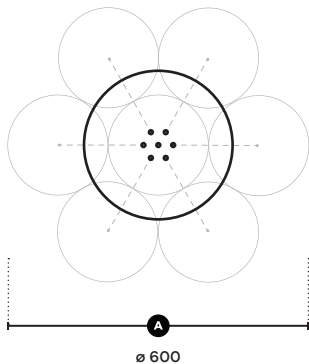
- shades up to ø 300
- ⊞ approx. 1.9 kg
- ▽ max. 40°

Random 5

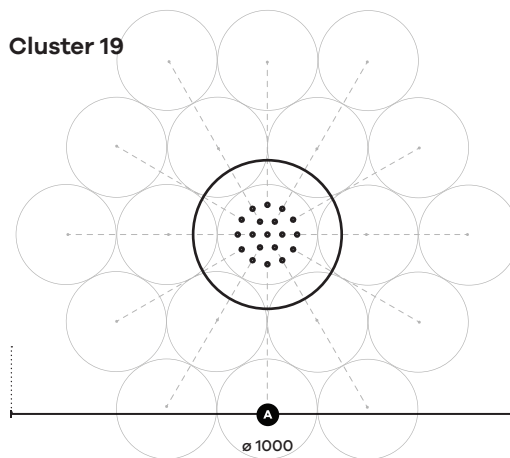
- shades up to ø 200
- ⊞ approx. 2.3 kg
- ▽ max. 45°

Random 7

- shades up to ø 200
- ⊞ approx. 3.3 kg
- ▽ max. 20°

Cluster 7

- shades up to ø 200
- ⊞ approx. 3.0 kg
- ▽ no limitation

Cluster 19

- shades up to ø 200
- ⊞ approx. 7.2 kg
- ▽ no limitation

Series

Family **Canopy**
Type **Pendant light**

Mounting

Ceiling mounting

Dimensions

All dimensions in mm,
unless otherwise specified.

- A Total diameter**
The total diameter of the light varies depending on the size of the shades.

- Shade diameter**
The different hole patterns are suitable for different lampshades. This symbol indicates the largest fitting diameter.

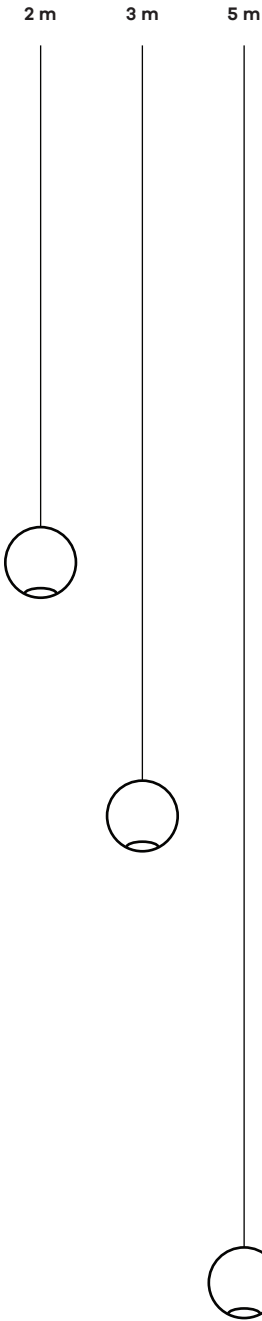
- ⊞ Total weight**
The total weight varies slightly depending on size and design of the selected shades.

- ▽ Sloping ceilings**
The maximum tilt angle depends on the desired shade size and number of shades.

Pendant light **Cable**

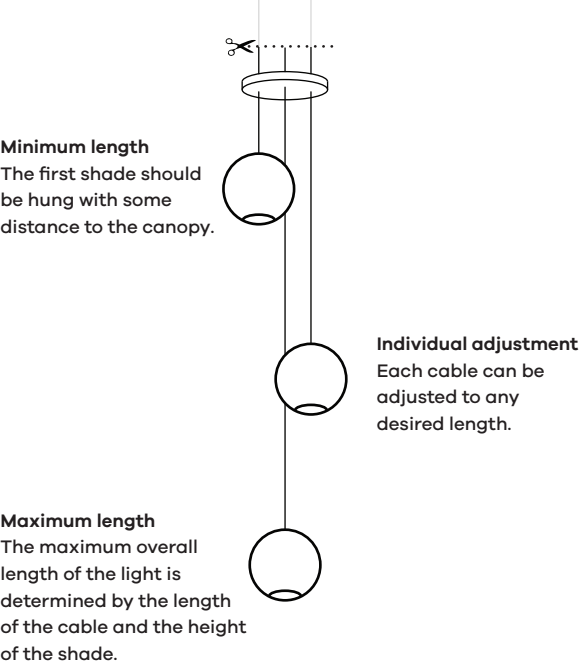
Standard lengths

Three different cable lengths are available as standard. Other lengths are also possible.



Flexibility

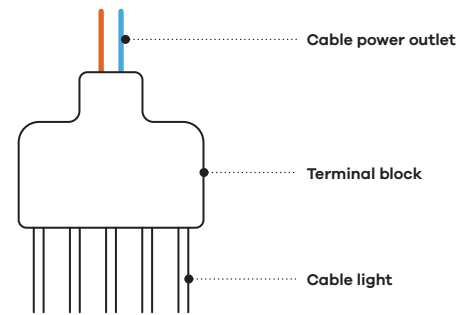
All cables supplied are the same length. Each cable can be shortened individually.



Electrical connection

All cables can be connected to a power outlet. The required terminal block is included in the scope of delivery in the required size.

Example illustration for five cables



Series

Family Accessories
Type Cable

Mounting

Ceiling mounting

Product details

Material
Silicone, textile coating,
two-core cable, ø 7 mm

Dimensions

All dimensions in mm,
unless otherwise specified.

Pendant light **Shade mounting**

Cable
Silicone, textile sheath,
2-core-cable, ø 7 mm

Hub
HDF, magnetic

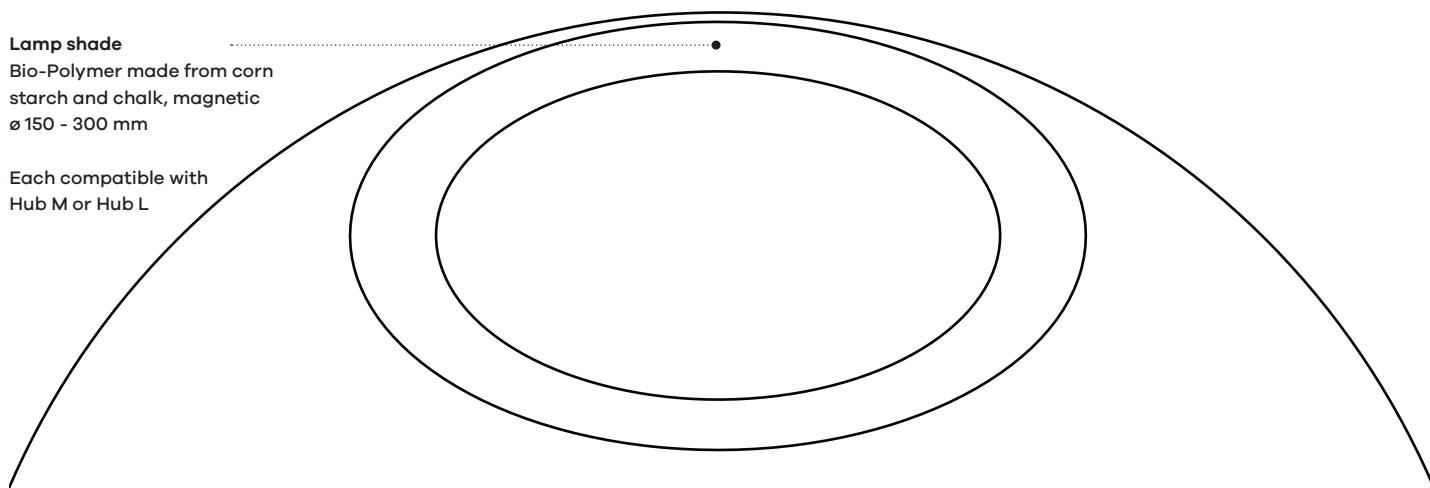
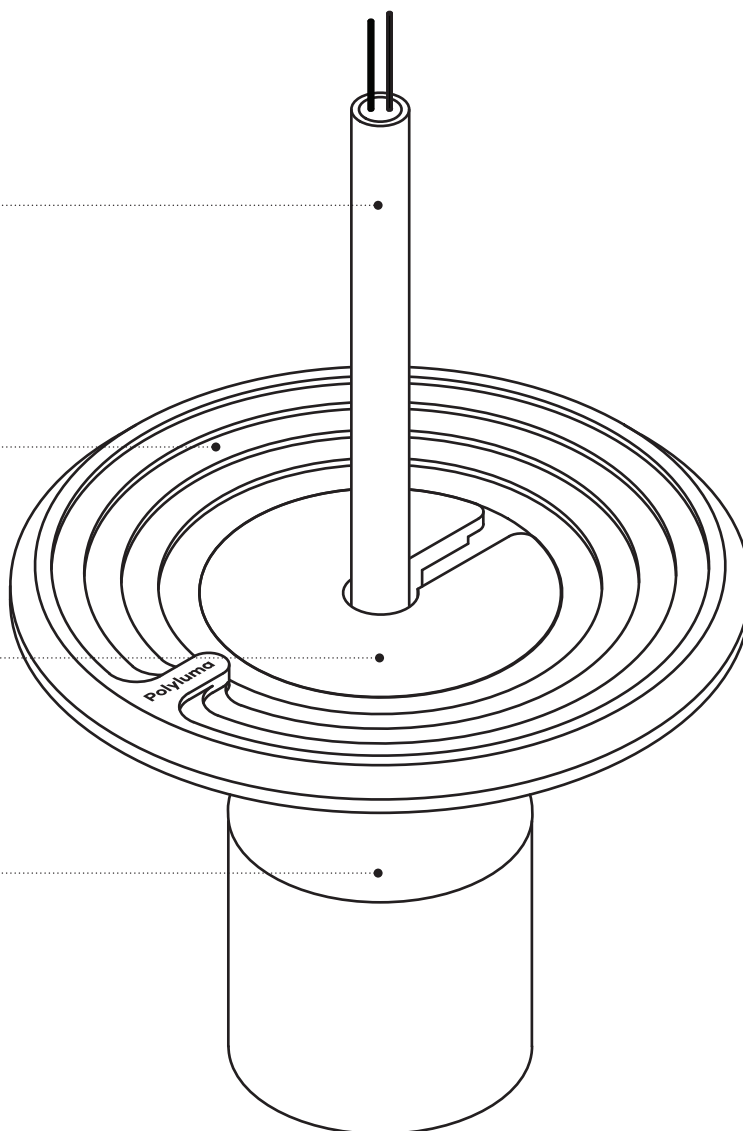
M: ø 90 mm
L: ø 125 mm

Clip
Bio-Polymer made from
corn starch and chalk,
ø 45 mm

Socket
E27, 14 Watt LED

Lamp shade
Bio-Polymer made from corn
starch and chalk, magnetic
ø 150 - 300 mm

Each compatible with
Hub M or Hub L



Series

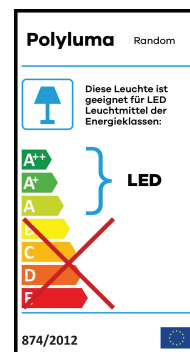
Family Accessories
Type Magnetic Hub

Mounting

Ceiling mounting

Light bulbs

LED only
A standard E27 socket
allows a flexible choice of
the LED light source,
making it possible to
create any light mood.



Product Specifications

© 2025/Q2 PolyLuma GmbH

www.polyluma.com



WEEE-Reg.-Nr. DE 26980646

