

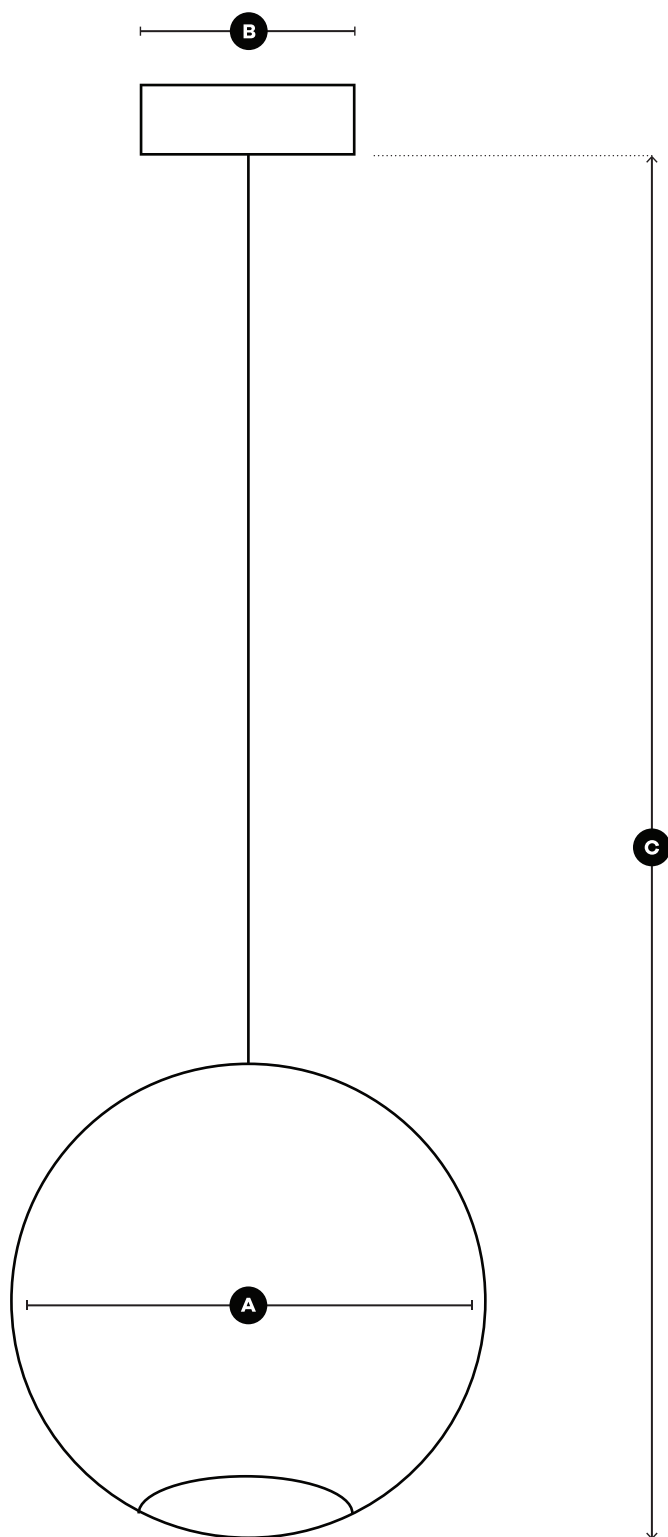
# Polyluma

---

Sphéra **Product Specifications**

Structure

# Sphéra Mono



## Series

Family Sphéra  
Hanging Mono

## Mounting

Ceiling mounting

## Dimensions

- A** Shade diameter
- B** Canopy diameter
- C** Total length, adjustable



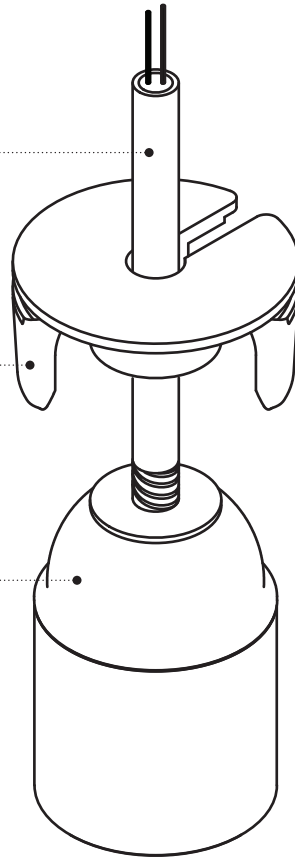
Shade mounting

# Sphéra Mono

**Cable**  
Silicone, textile sheath,  
2-core, ø 7 mm

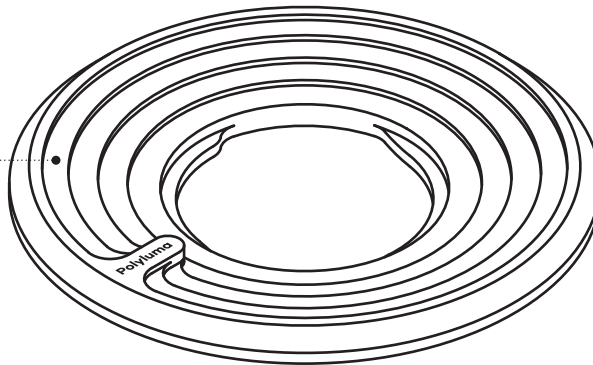
**Clip**  
Bio-polymer, ø 45 mm

**Socket**  
E27, 14 Watt LED



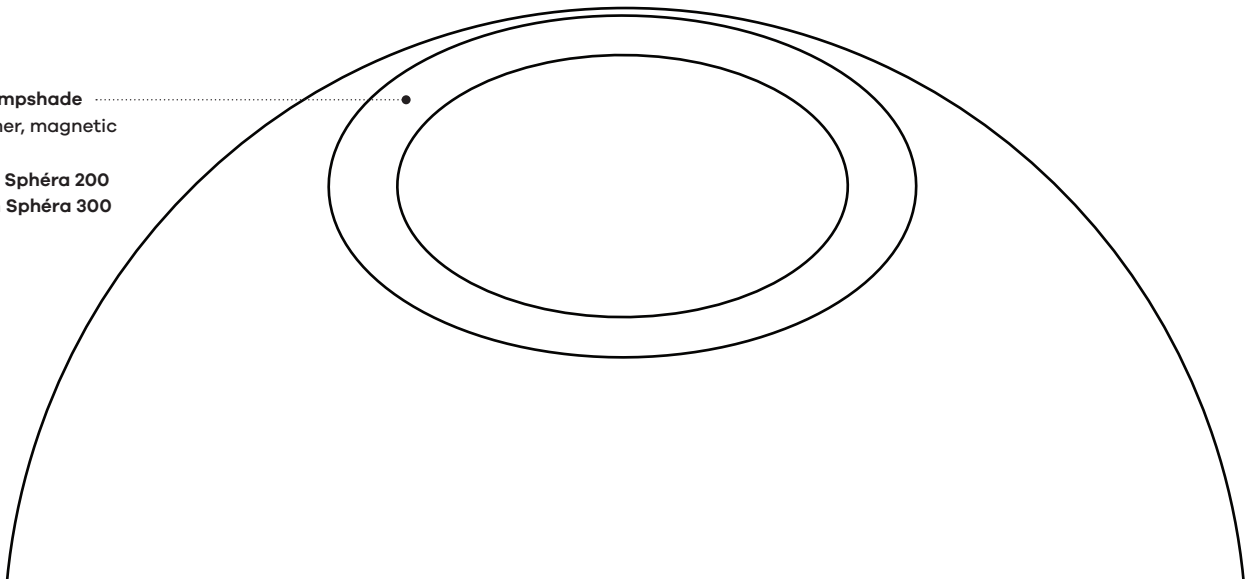
**Hub**  
HDF, magnetic

ø 90 mm Sphéra 200  
ø 125 mm Sphéra 300



**Sphéra lampshade**  
Bio-polymer, magnetic

ø 200 mm Sphéra 200  
ø 300 mm Sphéra 300



Series

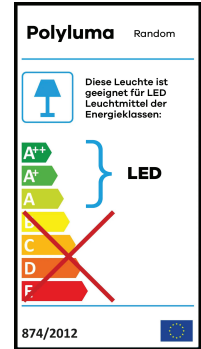
Family Sphéra  
Hanging Mono

Mounting

Ceiling mounting

Light bulbs

LED only  
A standard E27 socket  
allows a flexible choice of  
the LED light source,  
making it possible to create  
any light mood.



Shades

Designs

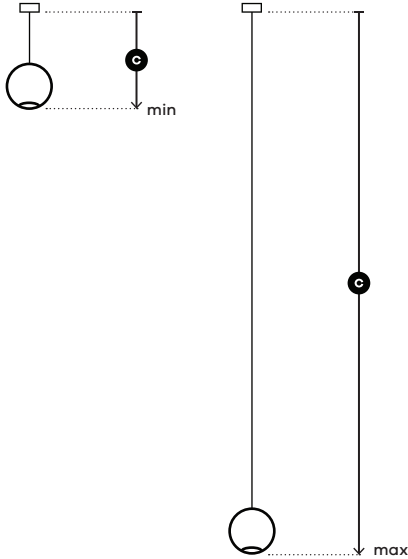
Ico, Ripple, Lambert,  
Vinteg, Dia, Radial, Bulp,  
Bumble, Riga, Fina



# Sphéra Mono 200

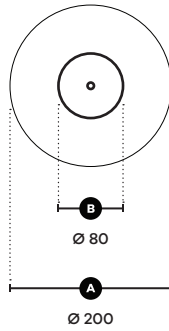
## Total length

The light can be mounted with a total length between **c** 400 - 2150 mm.



## Hole pattern canopy

The holes in the canopy define the positions of the cables.



## Series

Family Sphéra  
Hanging Mono

## Mounting

Ceiling mounting

## Products

**Mono 200**  
1x Sphéra 200  
1x canopy PL-B80

**Mono 300**  
1x Sphéra 300  
1x canopy PL-B80

## Cables

The length of each cable can be adjusted freely. Each lampshade incl. 2m-cable, longer cables possible.

## Dimensions

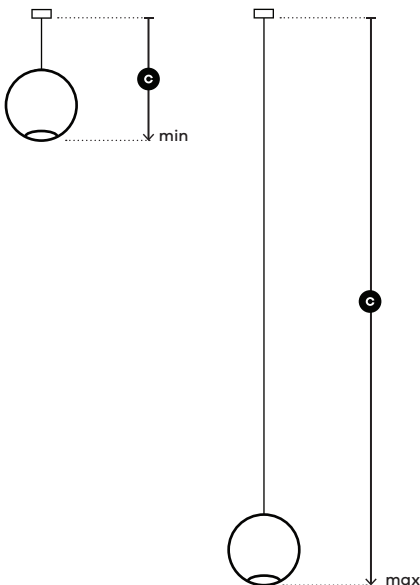
All dimensions in mm, unless otherwise specified. All dimensions refer to 2m-cables.

- A** Shade diameter
- B** Canopy diameter
- c** Total length

# Sphéra Mono

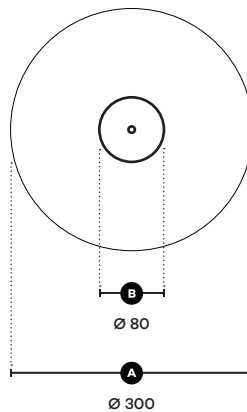
## Total length

The light can be mounted with a total length between **c** 500 - 2250 mm.

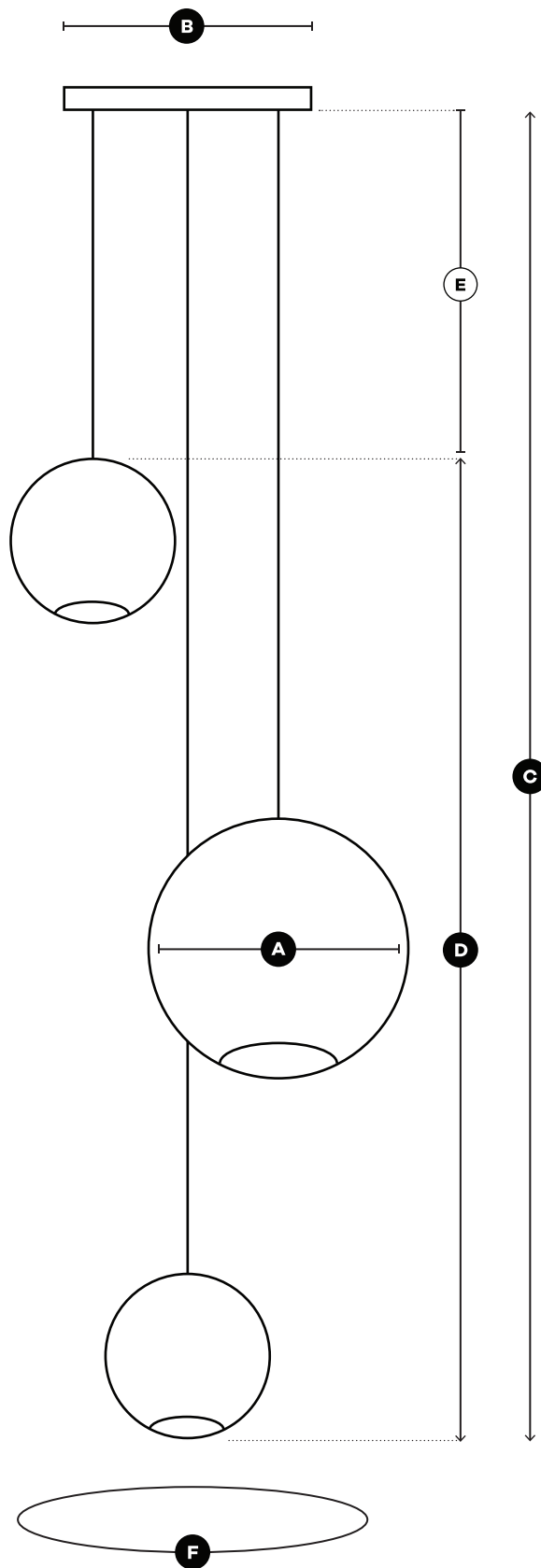


## Hole pattern canopy

The holes in the canopy define the positions of the cables.



# Sphéra **Random**



## Series

Family **Sphéra**  
Hanging **Random**

## Mounting

Ceiling mounting

## Dimensions

- A** Shade diameter
- B** Canopy diameter
- C** Total length, adjustable
- D** Group height, adjustable
- E** Starting length, defined by the total length and the group height
- F** Group diameter

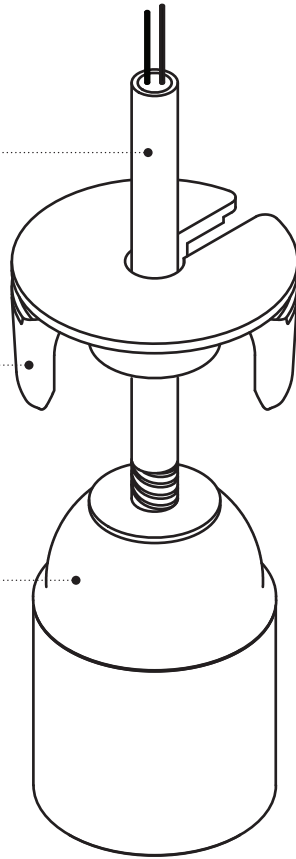
Shade mounting

# Sphéra **Random**

**Cable**  
Silicone, textile sheath,  
2-core, ø 7 mm

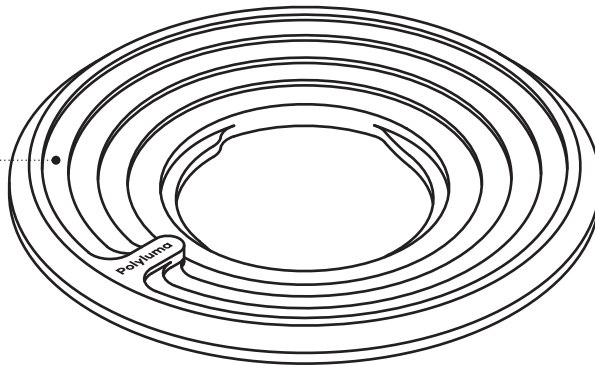
**Clip**  
Bio-polymer, ø 45 mm

**Socket**  
E27, 14 Watt LED



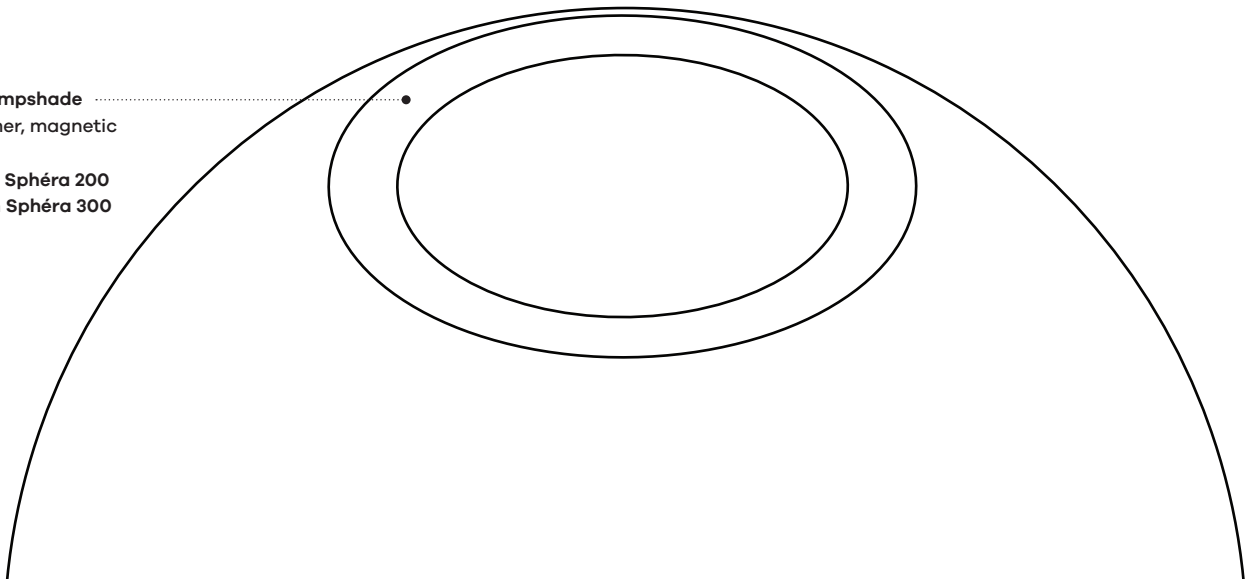
**Hub**  
HDF, magnetic

ø 90 mm Sphéra 200  
ø 125 mm Sphéra 300



**Sphéra lampshade**  
Bio-polymer, magnetic

ø 200 mm Sphéra 200  
ø 300 mm Sphéra 300



## Series

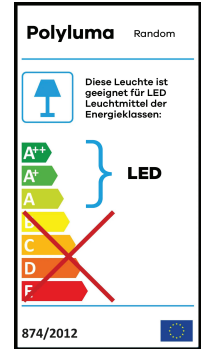
Family Sphéra  
Hanging Random

## Mounting

Ceiling mounting

## Light bulbs

LED only  
A standard E27 socket allows a flexible choice of the LED light source, making it possible to create any light mood.



## Shades

**Designs**  
Ico, Ripple, Lambert,  
Vinteg, Dia, Radial, Bulp,  
Bumble, Riga, Fina



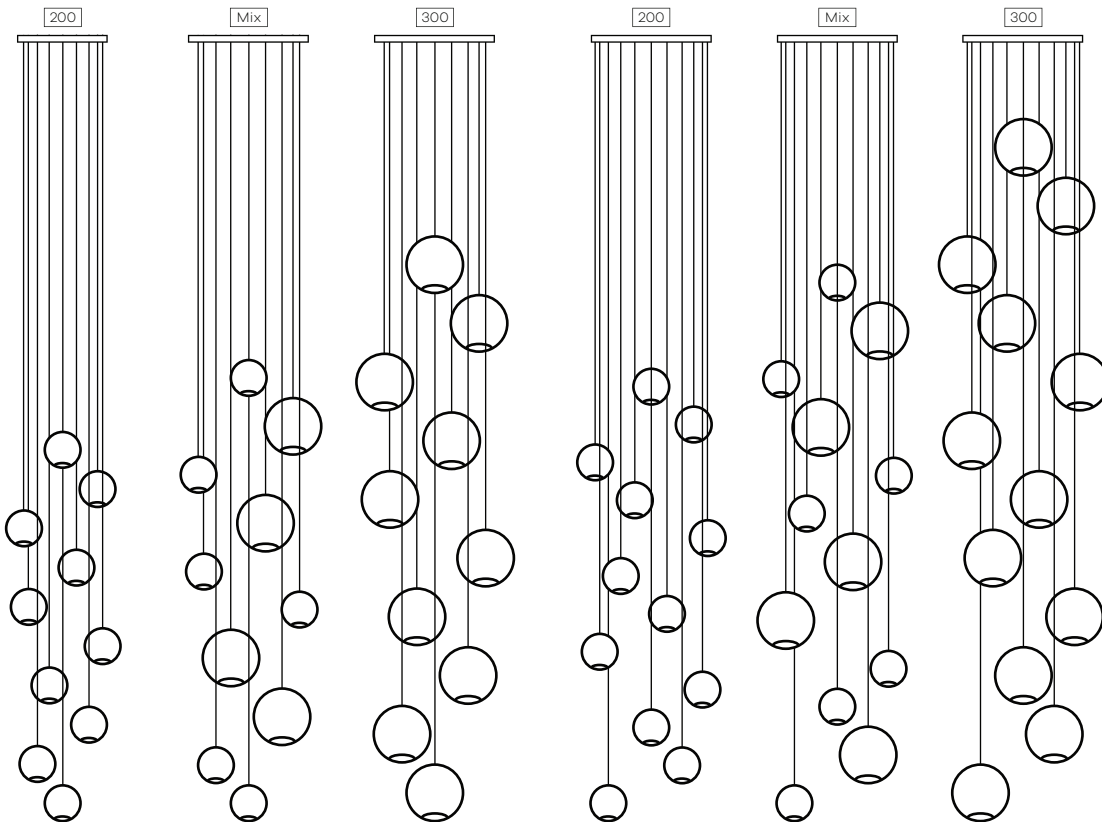
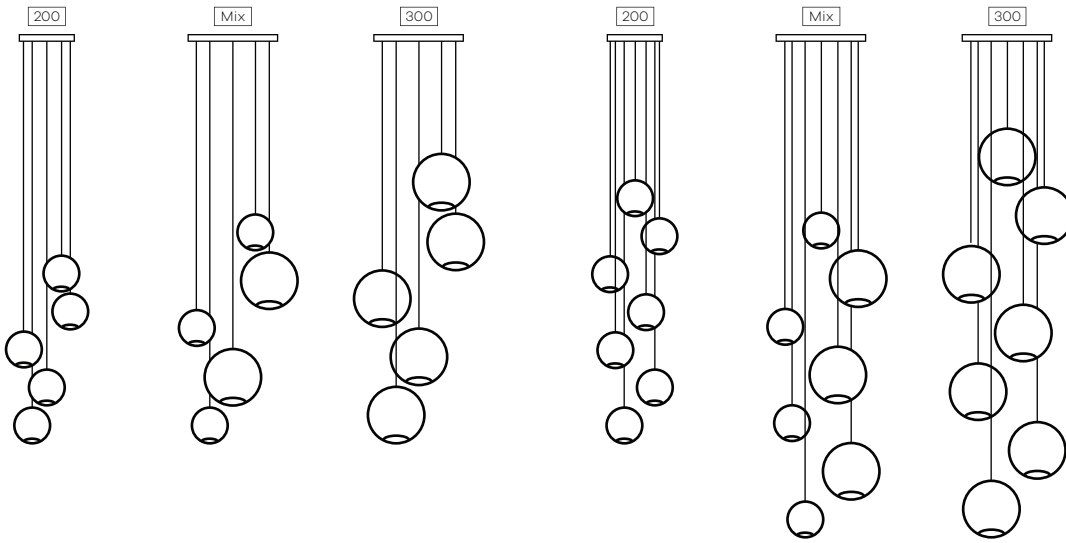
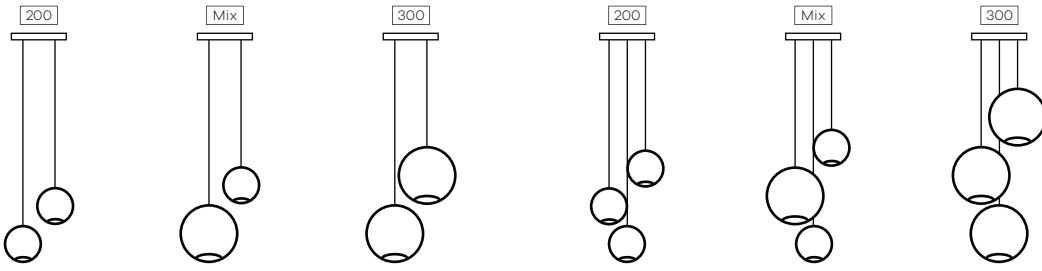
# Sphéra **Random**

Series

Family Sphéra  
Hanging Random

Mounting

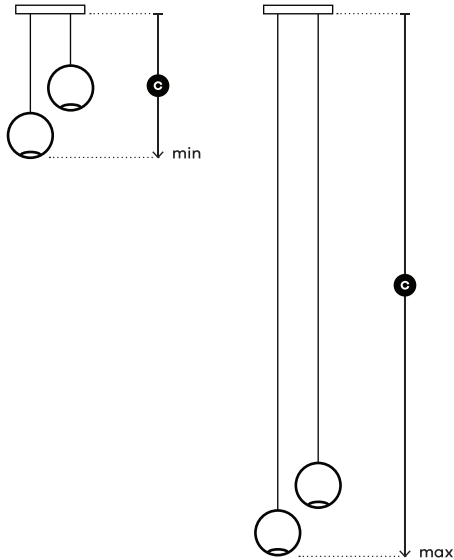
Ceiling mounting



# Sphéra Random 2 200

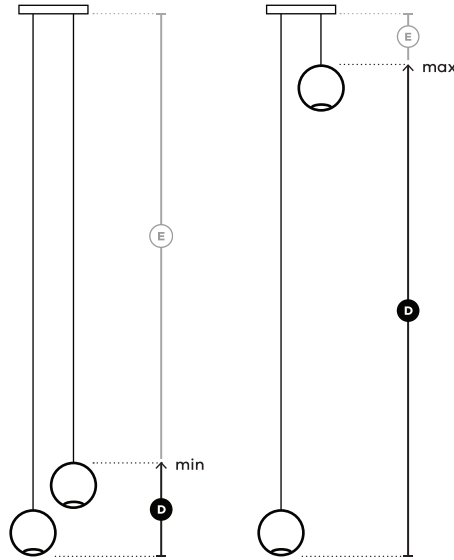
## Total length

The light can be mounted with a total length between **C** 600 - 2150 mm.



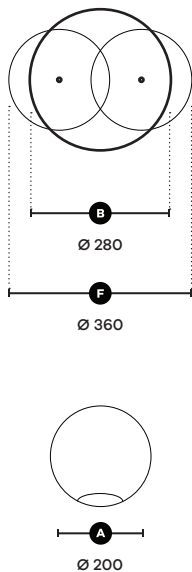
## Group height

The distances between the shades can be adjusted as needed. This results in a group height of **D** 400 - 1950 mm.



## Hole pattern canopy

The holes in the canopy define the positions of the cables.



## Series

Family Sphéra  
Amount 2  
Size 200  
Hanging Random

## Mounting

Ceiling mounting

## Products

2x Sphéra 200  
1x canopy PL-B280

## Cables

The length of each cable can be adjusted freely. Each lampshade incl. 2m-cable, longer cables possible.

## Dimensions

All dimensions in mm, unless otherwise specified. All dimensions refer to 2m-cables.

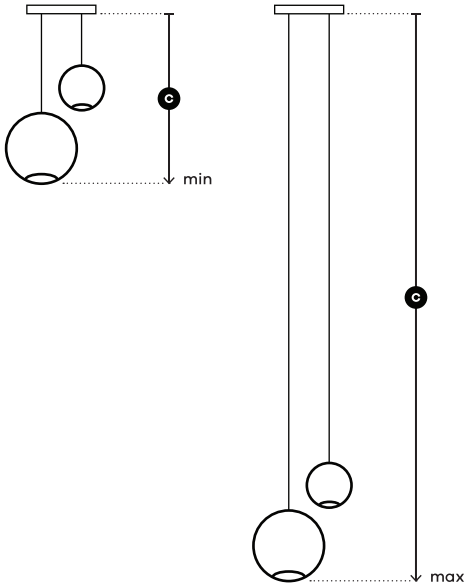
- A** Shade diameter
- B** Canopy diameter
- C** Total length
- D** Group height
- E** Starting length
- F** Group diameter



# Sphéra Random 2 Mix

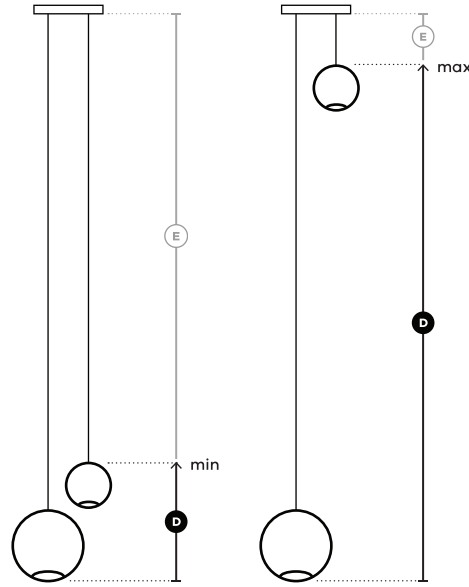
## Total length

The light can be mounted with a total length between **C** 700 - 2250 mm.



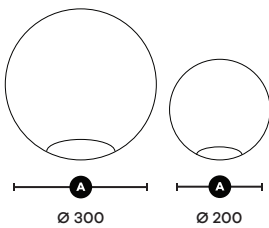
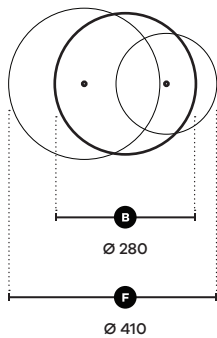
## Group height

The distances between the shades can be adjusted as needed. This results in a group height of **D** 500 - 2050 mm.



## Hole pattern canopy

The holes in the canopy define the positions of the cables.



## Series

Family Sphéra  
Amount 2  
Size Mixed  
Hanging Random

## Mounting

Ceiling mounting

## Products

1x Sphéra 200  
1x Sphéra 300  
1x canopy PL-B280

## Cables

The length of each cable can be adjusted freely. Each lampshade incl. 2m-cable, longer cables possible.

## Dimensions

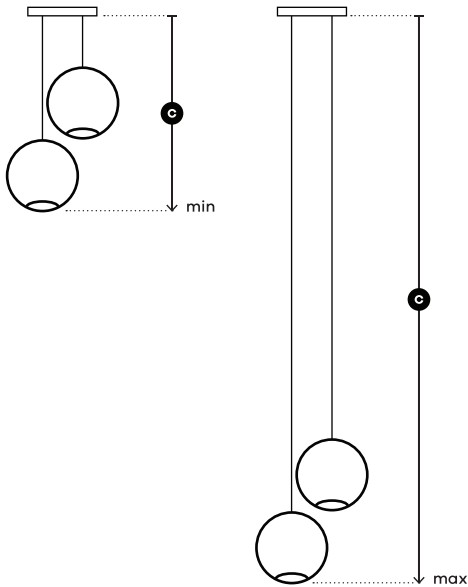
All dimensions in mm, unless otherwise specified. All dimensions refer to 2m-cables.

- A** Shade diameter
- B** Canopy diameter
- C** Total length
- D** Group height
- E** Starting length
- F** Group diameter

# Sphéra Random 2 300

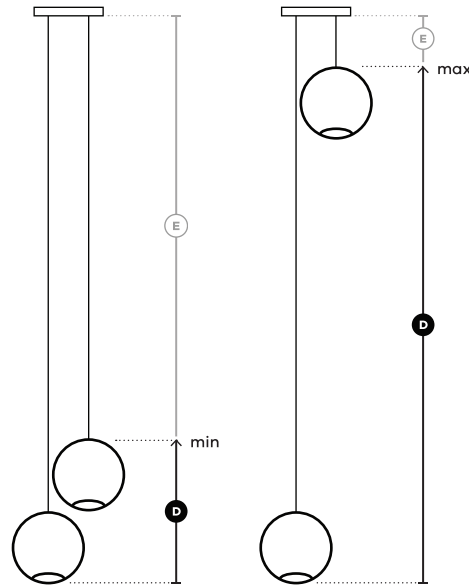
## Total length

The light can be mounted with a total length between **C** 800 - 2250 mm.



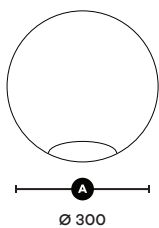
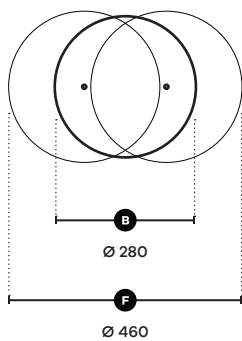
## Group height

The distances between the shades can be adjusted as needed. This results in a group height of **D** 600 - 2050 mm.



## Hole pattern canopy

The holes in the canopy define the positions of the cables.



## Series

Family Sphéra  
Amount 2  
Size 300  
Hanging Random

## Mounting

Ceiling mounting

## Products

2x Sphéra 300  
1x canopy PL-B280

## Cables

The length of each cable can be adjusted freely. Each lampshade incl. 2m-cable, longer cables possible.

## Dimensions

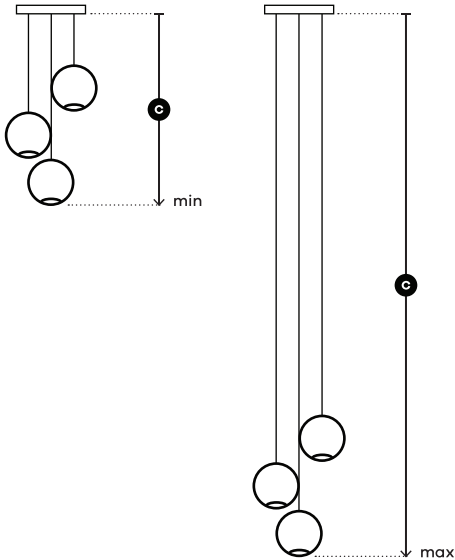
All dimensions in mm, unless otherwise specified. All dimensions refer to 2m-cables.

- A** Shade diameter
- B** Canopy diameter
- C** Total length
- D** Group height
- E** Starting length
- F** Group diameter

# Sphéra Random 3 200

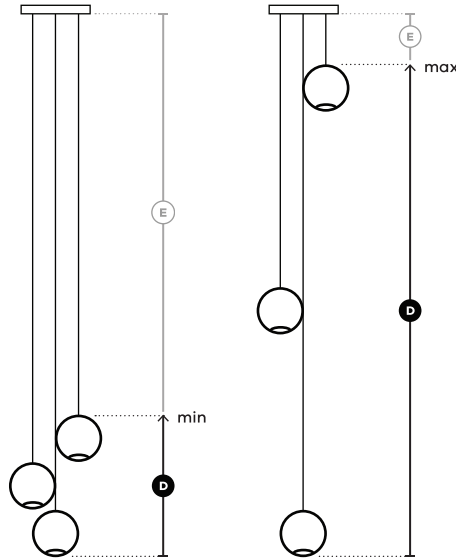
## Total length

The light can be mounted with a total length between **C** 800 - 2150 mm.



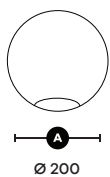
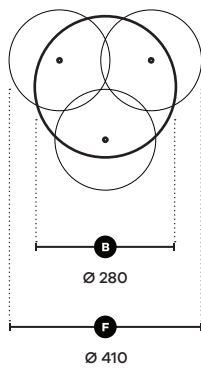
## Group height

The distances between the shades can be adjusted as needed. This results in a group height of **D** 600 - 1950 mm.



## Hole pattern canopy

The holes in the canopy define the positions of the cables.



## Series

Family **Sphéra**  
Amount **3**  
Size **200**  
Hanging **Random**

## Mounting

Ceiling mounting

## Products

3x Sphéra 200  
1x canopy PL-B280

## Cables

The length of each cable can be adjusted freely. Each lampshade incl. 2m-cable, longer cables possible.

## Dimensions

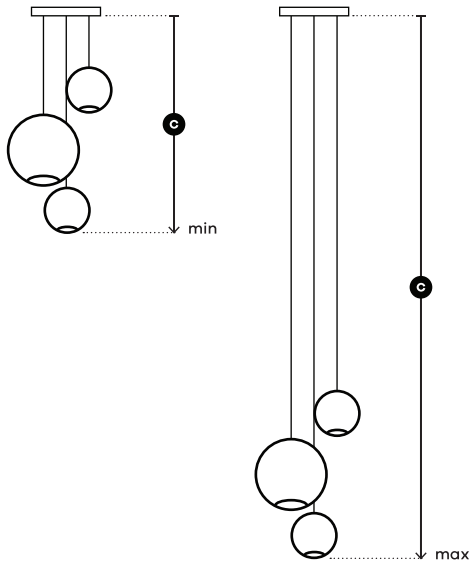
All dimensions in mm, unless otherwise specified. All dimensions refer to 2m-cables.

- A** Shade diameter
- B** Canopy diameter
- C** Total length
- D** Group height
- E** Starting length
- F** Group diameter

# Sphéra Random 3 Mix

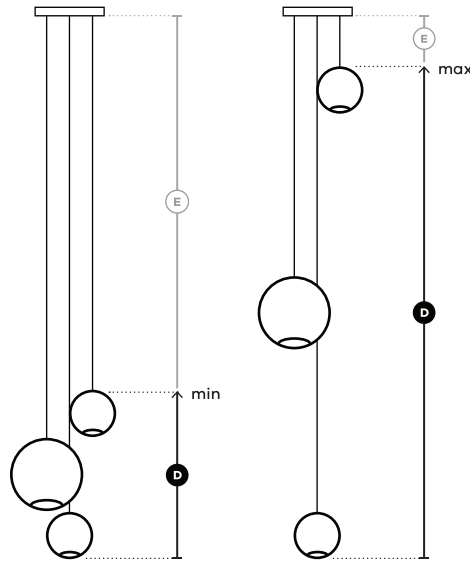
## Total length

The light can be mounted with a total length between **C** 900 - 2150 mm.



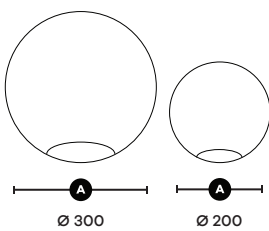
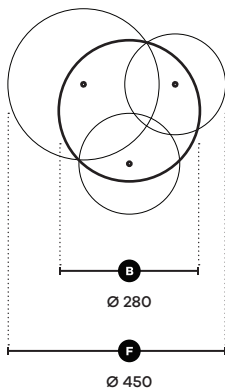
## Group height

The distances between the shades can be adjusted as needed. This results in a group height of **D** 700 - 1950 mm.



## Hole pattern canopy

The holes in the canopy define the positions of the cables.



## Series

Family Sphéra  
Amount 3  
Size Mixed  
Hanging Random

## Mounting

Ceiling mounting

## Products

2x Sphéra 200  
1x Sphéra 300  
1x canopy PL-B280

## Cables

The length of each cable can be adjusted freely. Each lampshade incl. 2m-cable, longer cables possible.

## Dimensions

All dimensions in mm, unless otherwise specified. All dimensions refer to 2m-cables.

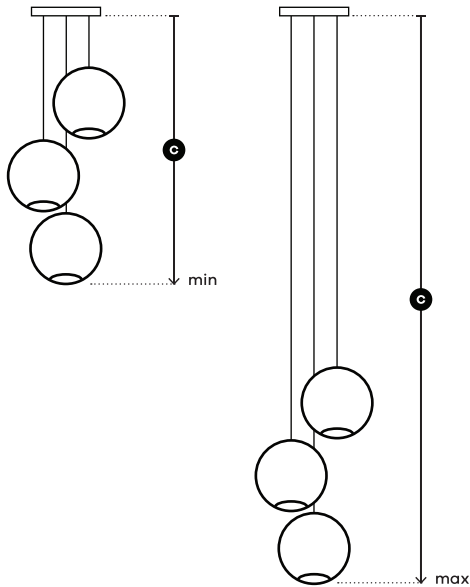
- A** Shade diameter
- B** Canopy diameter
- C** Total length
- D** Group height
- E** Starting length
- F** Group diameter

# Sphéra Random 3 300

## Total length

The light can be mounted with a total length between

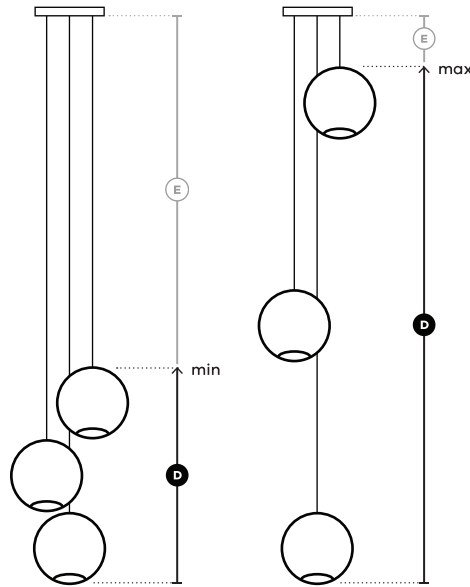
**C** 1100 - 2250 mm.



## Group height

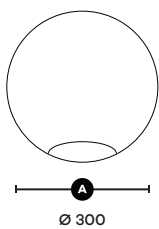
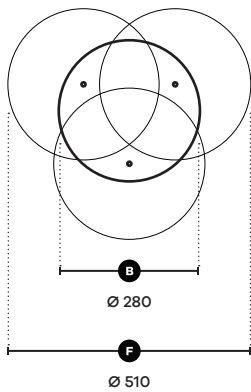
The distances between the shades can be adjusted as needed. This results in a group height of

**D** 900 - 2050 mm.



## Hole pattern canopy

The holes in the canopy define the positions of the cables.



## Series

Family **Sphéra**  
Amount **3**  
Size **300**  
Hanging **Random**

## Mounting

Ceiling mounting

## Products

3x Sphéra 300  
1x canopy PL-B280

## Cables

The length of each cable can be adjusted freely. Each lampshade incl. 2m-cable, longer cables possible.

## Dimensions

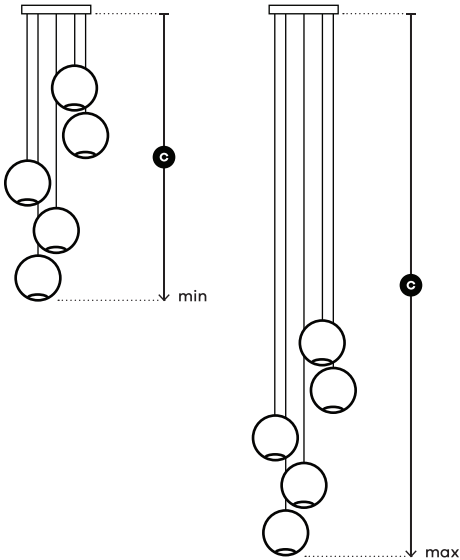
All dimensions in mm, unless otherwise specified. All dimensions refer to 2m-cables.

- A** Shade diameter
- B** Canopy diameter
- C** Total length
- D** Group height
- E** Starting length
- F** Group diameter

# Sphéra Random 5 200

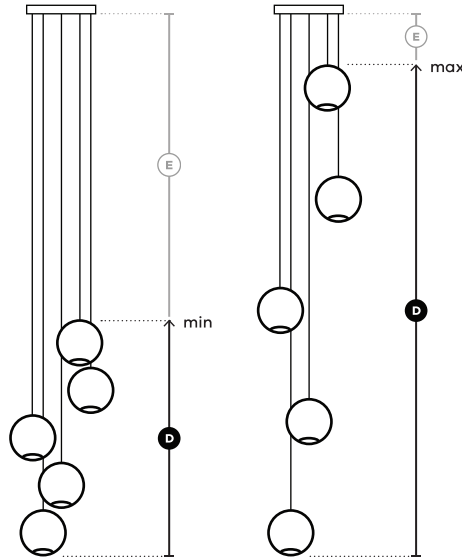
## Total length

The light can be mounted with a total length between **C** 1200 - 2150 mm.



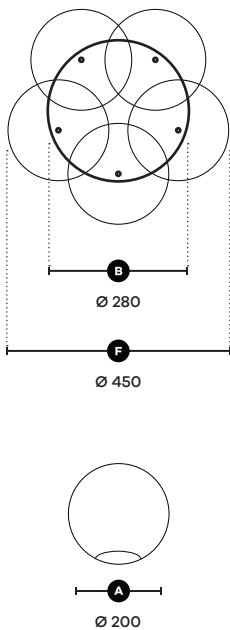
## Group height

The distances between the shades can be adjusted as needed. This results in a group height of **D** 1000 - 1950 mm.



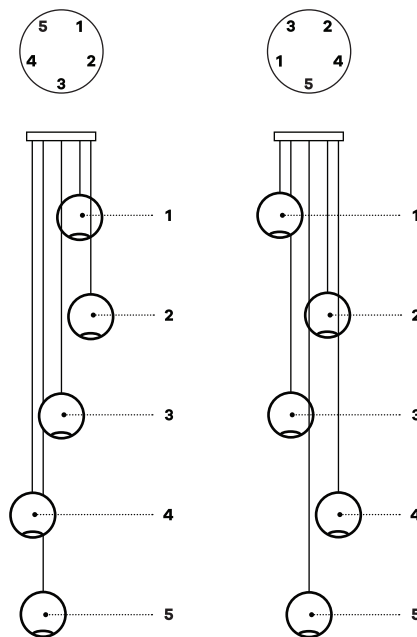
## Hole pattern canopy

The holes in the canopy define the positions of the cables.



## Variable layouts

The shades can be arranged according to height (spiral) or randomised (chaotic). The illustrations show two of many examples.



spiral layout

chaotic layout

## Series

Family **Sphéra**  
Amount **5**  
Size **200**  
Hanging **Random**

## Mounting

Ceiling mounting

## Products

5x Sphéra 200  
1x canopy PL-B280

## Cables

The length of each cable can be adjusted freely. Each lampshade incl. 2m-cable, longer cables possible.

## Dimensions

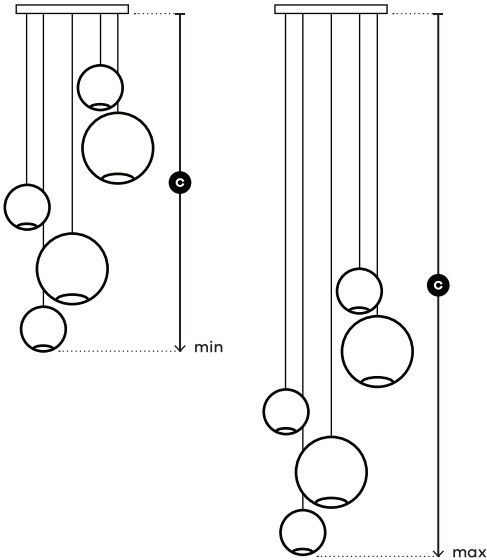
All dimensions in mm, unless otherwise specified. All dimensions refer to 2m-cables.

- A** Shade diameter
- B** Canopy diameter
- C** Total length
- D** Group height
- E** Starting length
- F** Group diameter

# Sphéra Random 5 Mix

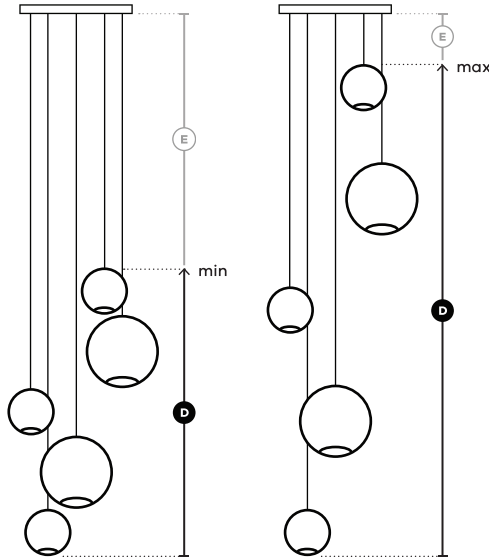
## Total length

The light can be mounted with a total length between **C** 1400 - 2150 mm.



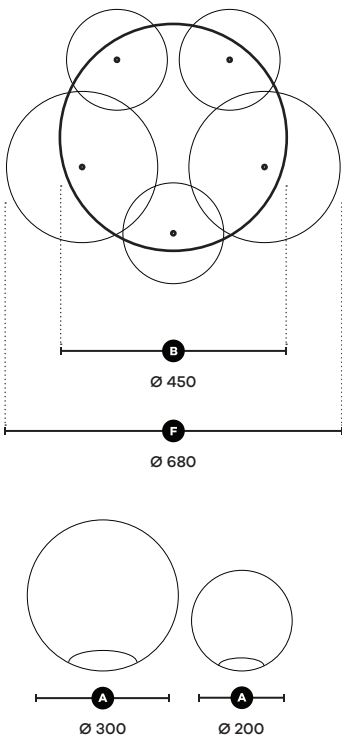
## Group height

The distances between the shades can be adjusted as needed. This results in a group height of **D** 1200 - 1950 mm.



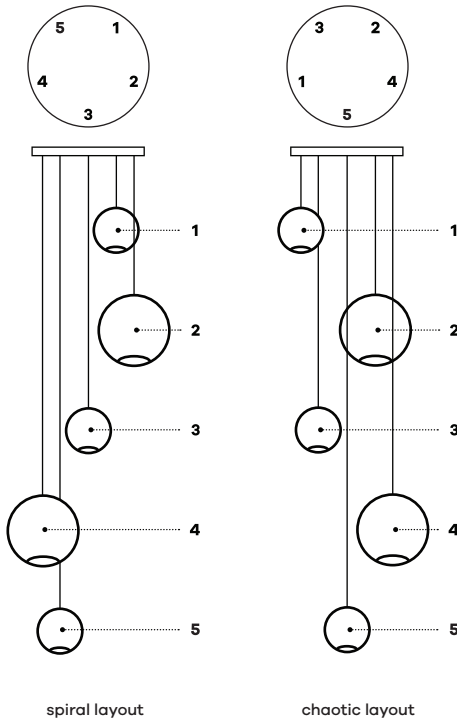
## Hole pattern canopy

The holes in the canopy define the positions of the cables.



## Variable layouts

The shades can be arranged according to height (spiral) or randomised (chaotic). The illustrations show two of many examples.



## Series

Family Sphéra  
Amount 5  
Size Mixed  
Hanging Random

## Mounting

Ceiling mounting

## Products

3x Sphéra 200  
2x Sphéra 300  
1x canopy PL-B450

## Cables

The length of each cable can be adjusted freely. Each lampshade incl. 2m-cable, longer cables possible.

## Dimensions

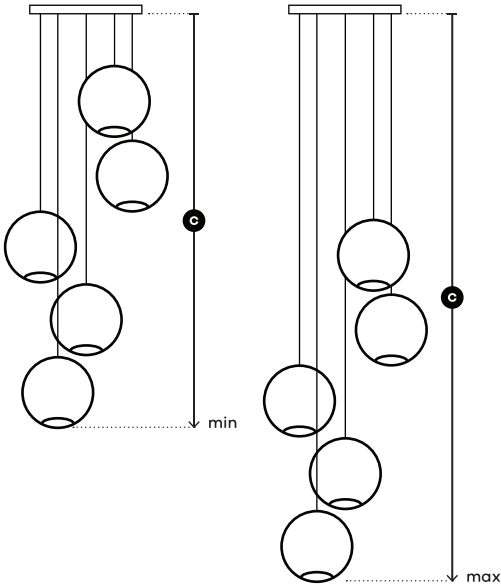
All dimensions in mm, unless otherwise specified. All dimensions refer to 2m-cables.

- A** Shade diameter
- B** Canopy diameter
- C** Total length
- D** Group height
- E** Starting length
- F** Group diameter

# Sphéra Random 5 300

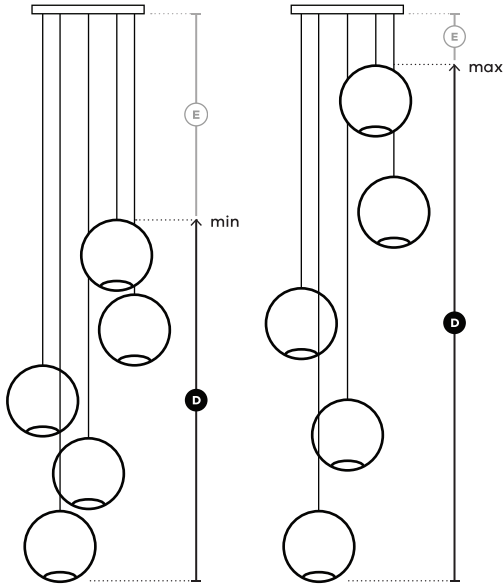
## Total length

The light can be mounted with a total length between **C** 1700 - 2250 mm.



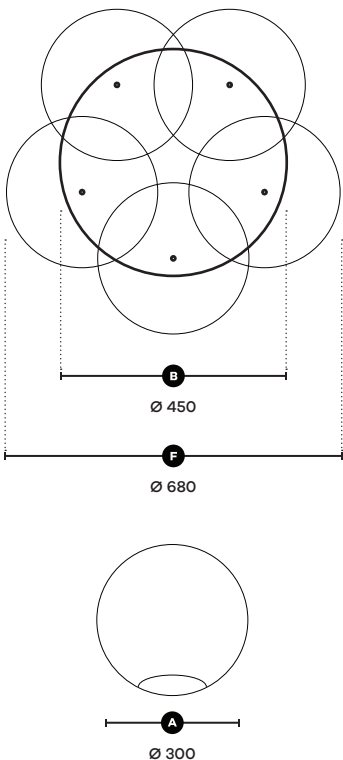
## Group height

The distances between the shades can be adjusted as needed. This results in a group height of **D** 1500 - 2050 mm.



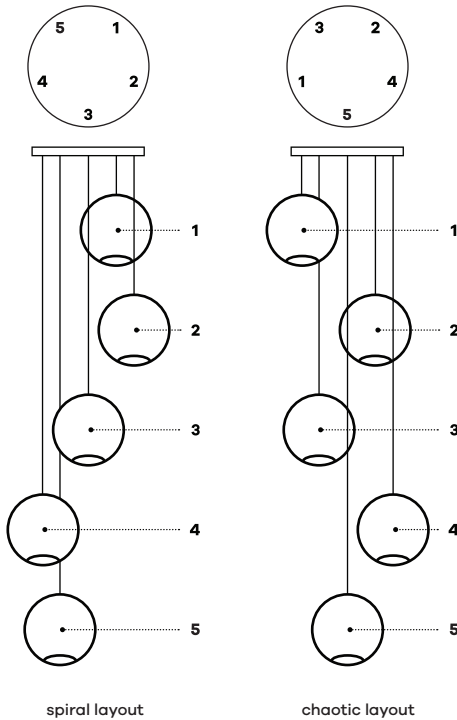
## Hole pattern canopy

The holes in the canopy define the positions of the cables.



## Variable layouts

The shades can be arranged according to height (spiral) or randomised (chaotic). The illustrations show two of many examples.



## Series

Family Sphéra  
Amount 5  
Size 300  
Hanging Random

## Mounting

Ceiling mounting

## Products

5x Sphéra 300  
1x canopy PL-B450

## Cables

The length of each cable can be adjusted freely. Each lampshade incl. 2m-cable, longer cables possible.

## Dimensions

All dimensions in mm, unless otherwise specified. All dimensions refer to 2m-cables.

- A** Shade diameter
- B** Canopy diameter
- C** Total length
- D** Group height
- E** Starting length
- F** Group diameter

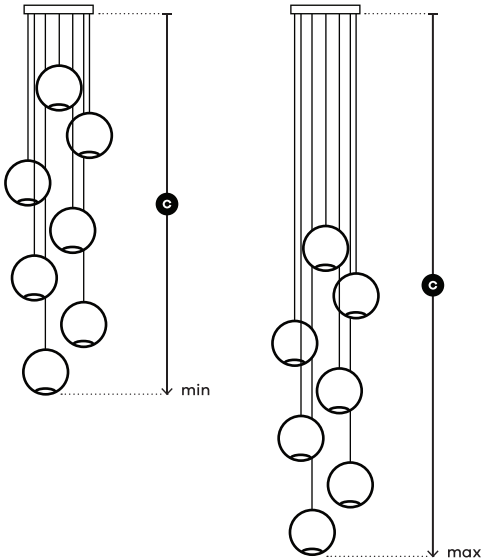




# Sphéra Random 7 200

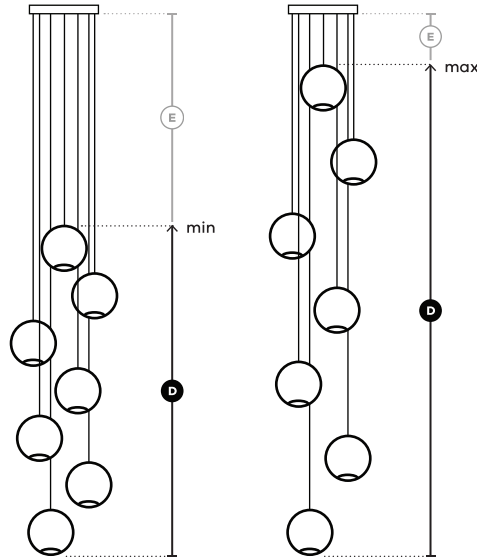
## Total length

The light can be mounted with a total length between **C** 1600 - 2150 mm.



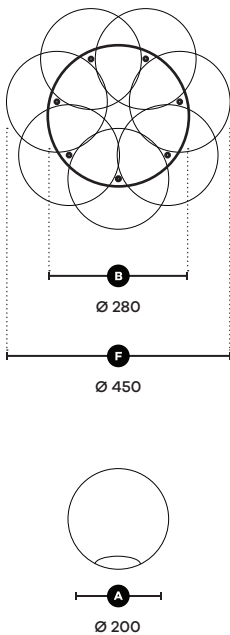
## Group height

The distances between the shades can be adjusted as needed. This results in a group height of **D** 1400 - 1950 mm.



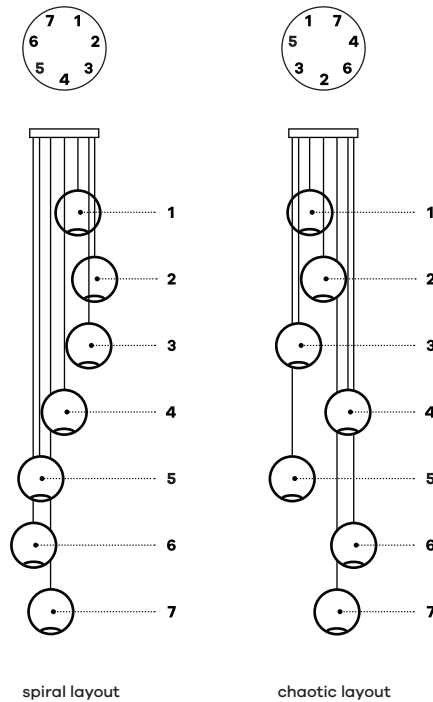
## Hole pattern canopy

The holes in the canopy define the positions of the cables.



## Variable layouts

The shades can be arranged according to height (spiral) or randomised (chaotic). The illustrations show two of many examples.



## Series

Family Sphéra  
Amount 7  
Size 200  
Hanging Random

## Mounting

Ceiling mounting

## Products

7x Sphéra 200  
1x canopy PL-B280

## Cables

The length of each cable can be adjusted freely. Each lampshade incl. 2m-cable, longer cables possible.

## Dimensions

All dimensions in mm, unless otherwise specified. All dimensions refer to 2m-cables.

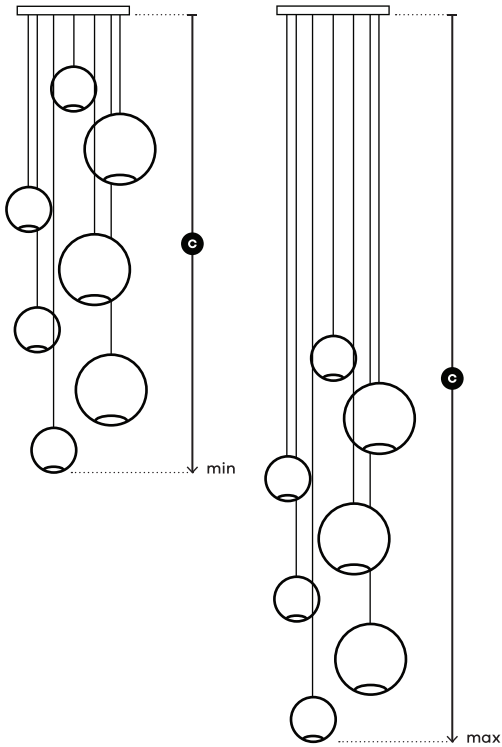
- A** Shade diameter
- B** Canopy diameter
- C** Total length
- D** Group height
- E** Starting length
- F** Group diameter



# Sphéra Random 7 Mix

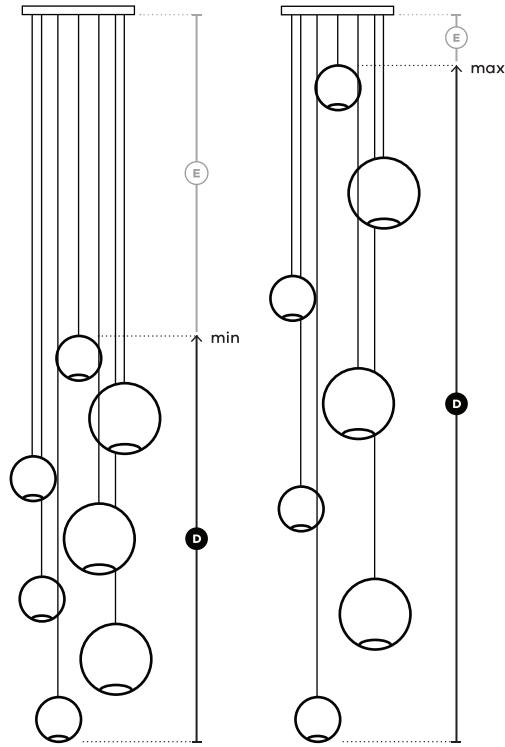
## Total length

The light can be mounted with a total length between  
**C** 1900 - 3150 mm.



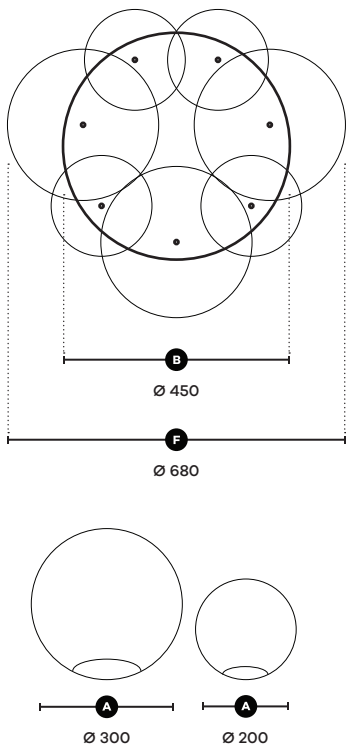
## Group height

The distances between the shades can be adjusted as needed. This results in a group height of  
**D** 1700 - 2950 mm.



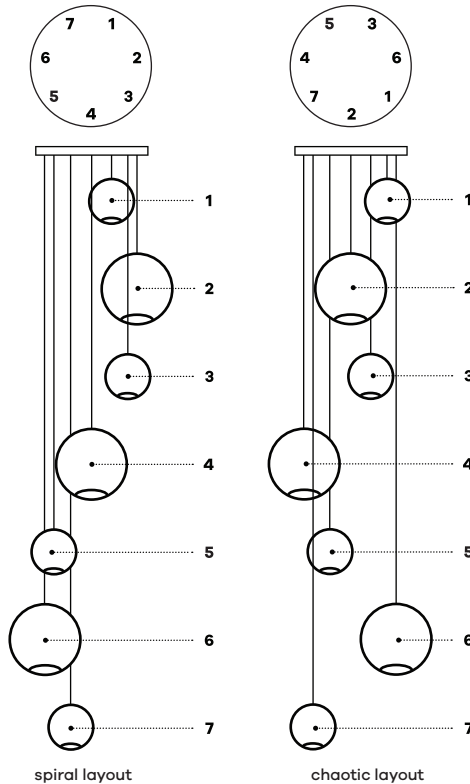
## Hole pattern canopy

The holes in the canopy define the positions of the cables.



## Variable layouts

The shades can be arranged according to height (spiral) or randomised (chaotic). The illustrations show two of many examples.



## Series

Family Sphéra  
 Amount 7  
 Size Mixed  
 Hanging Random

## Mounting

Ceiling mounting

## Products

4x Sphéra 200  
 3x Sphéra 300  
 1x canopy PL-B450

## Cables

The length of each cable can be adjusted freely. Each lampshade incl. 2m-cable, longer cables possible.

## Dimensions

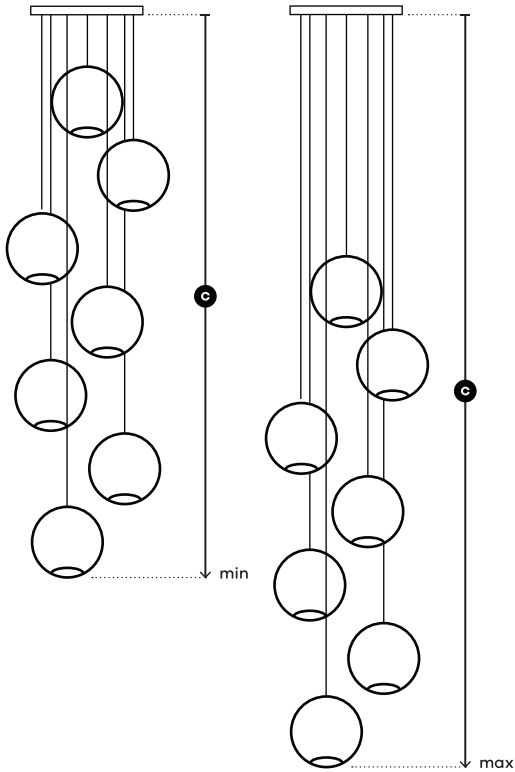
All dimensions in mm, unless otherwise specified. All dimensions refer to 2m-cables.

- A** Shade diameter
- B** Canopy diameter
- C** Total length
- D** Group height
- E** Starting length
- F** Group diameter

# Sphéra Random 7 300

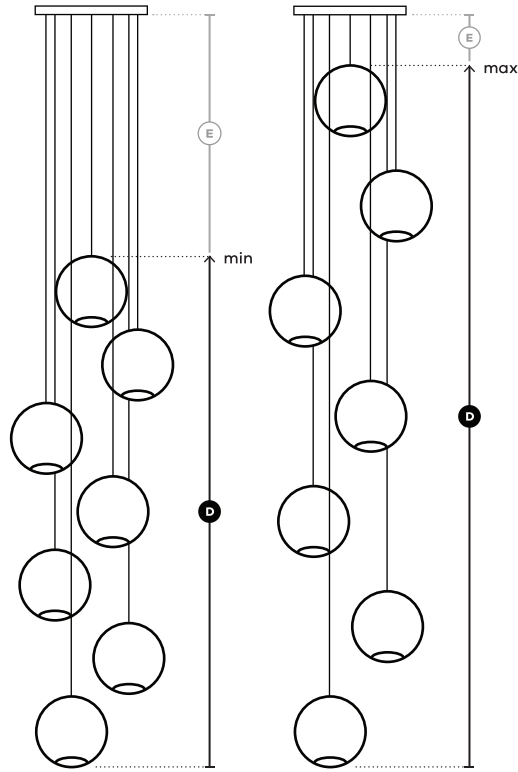
## Total length

The light can be mounted with a total length between  
**C** 2300 - 3250 mm.



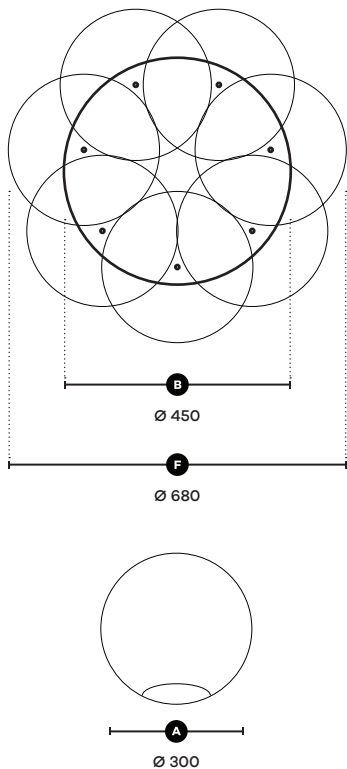
## Group height

The distances between the shades can be adjusted as needed. This results in a group height of  
**D** 2100 - 3050 mm.



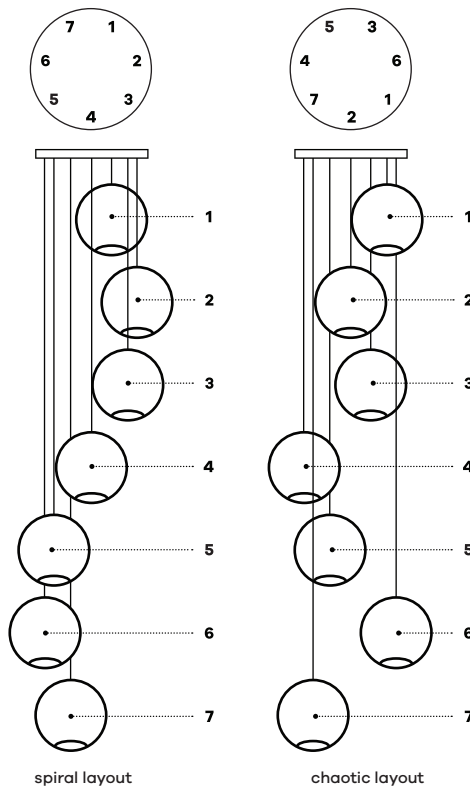
## Hole pattern canopy

The holes in the canopy define the positions of the cables.



## Variable layouts

The shades can be arranged according to height (spiral) or randomised (chaotic). The illustrations show two of many examples.



## Series

Family Sphéra  
 Amount 7  
 Size 300  
 Hanging Random

## Mounting

Ceiling mounting

## Products

7x Sphéra 300  
 1x canopy PL-B450

## Cables

The length of each cable can be adjusted freely. Each lampshade incl. 2m-cable, longer cables possible.

## Dimensions

All dimensions in mm, unless otherwise specified. All dimensions refer to 2m-cables.

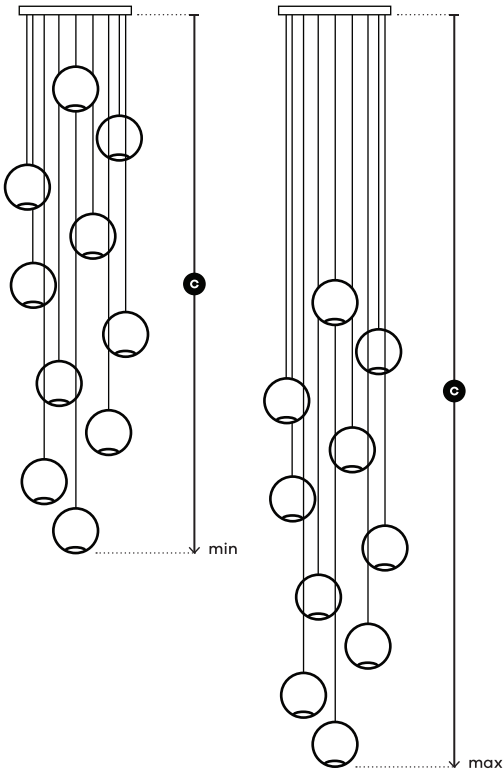
- A** Shade diameter
- B** Canopy diameter
- C** Total length
- D** Group height
- E** Starting length
- F** Group diameter



# Sphéra Random 10 200

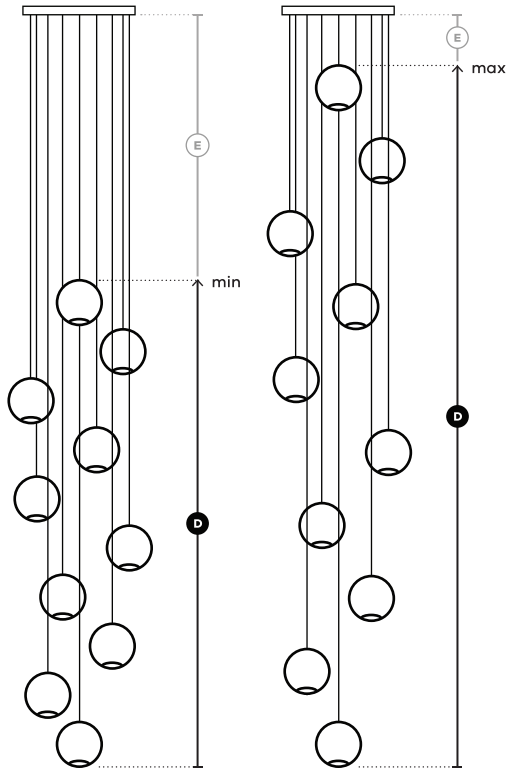
## Total length

The light can be mounted with a total length between **C** 2200 - 3150 mm.



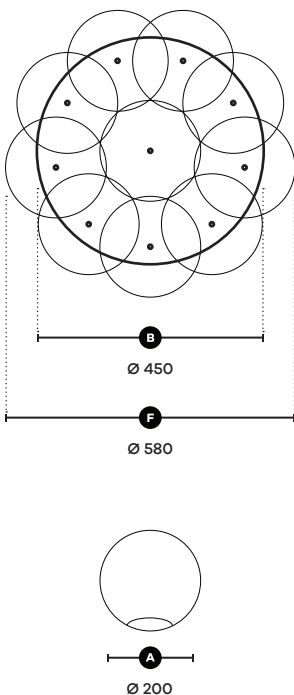
## Group height

The distances between the shades can be adjusted as needed. This results in a group height of **D** 2000 - 2950 mm.



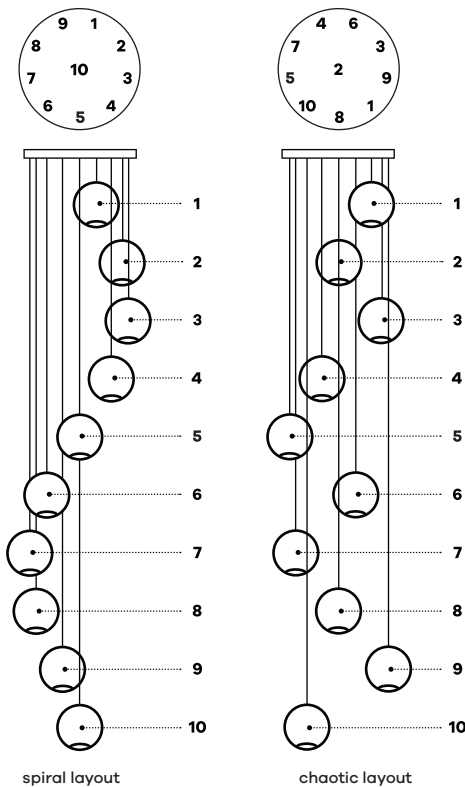
## Hole pattern canopy

The holes in the canopy define the positions of the cables.



## Variable layouts

The shades can be arranged according to height (spiral) or randomised (chaotic). The illustrations show two of many examples.



## Series

Family Sphéra  
Amount 10  
Size 200  
Hanging Random

## Mounting

Ceiling mounting

## Products

10x Sphéra 200  
1x canopy PL-B450

## Cables

The length of each cable can be adjusted freely. Each lampshade incl. 2m-cable, longer cables possible.

## Dimensions

All dimensions in mm, unless otherwise specified. All dimensions refer to 2m-cables.

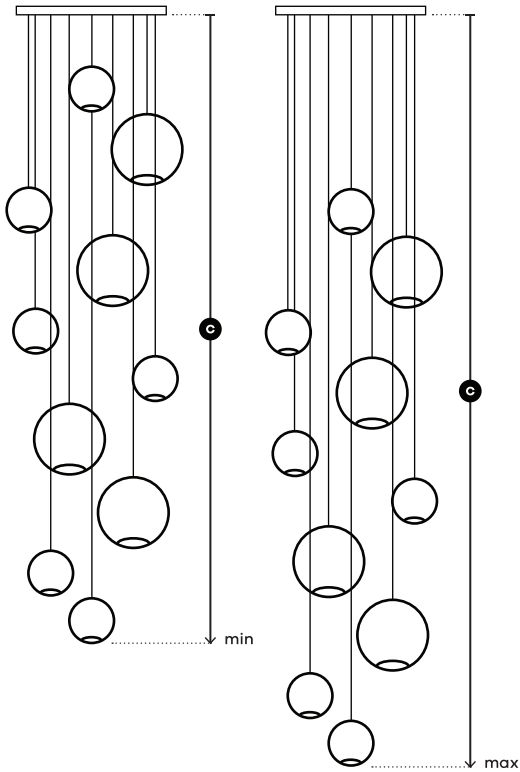
- A** Shade diameter
- B** Canopy diameter
- C** Total length
- D** Group height
- E** Starting length
- F** Group diameter



# Sphéra Random 10 Mix

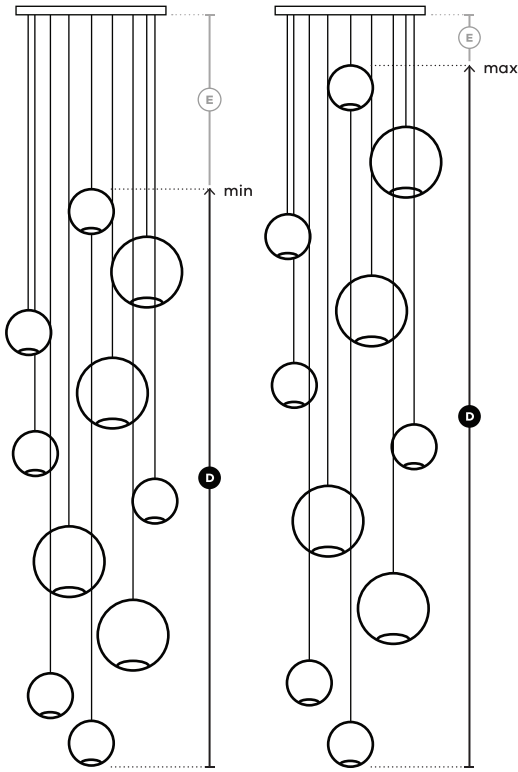
## Total length

The light can be mounted with a total length between  
**C** 2600 - 3150 mm.



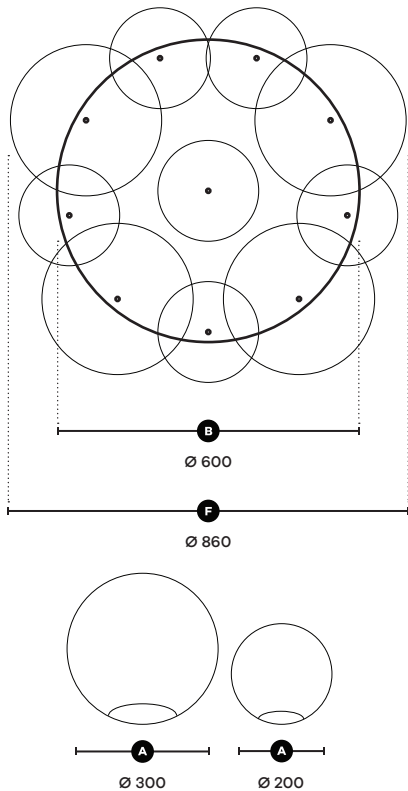
## Group height

The distances between the shades can be adjusted as needed. This results in a group height of  
**D** 2400 - 2950 mm.



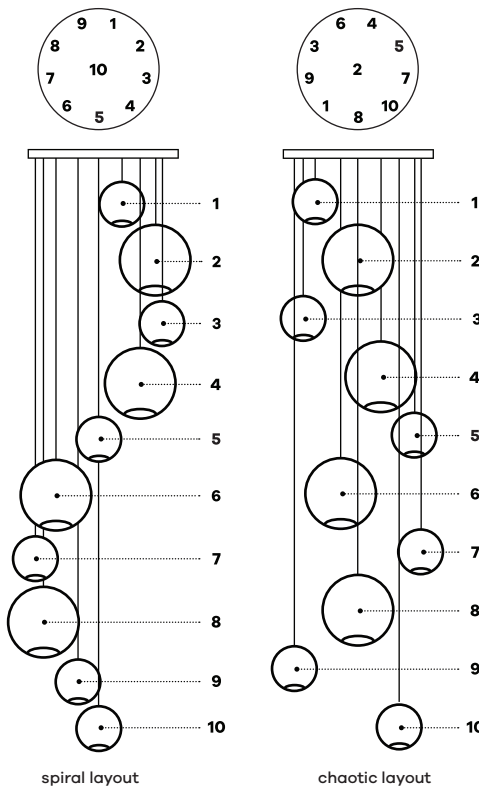
## Hole pattern canopy

The holes in the canopy define the positions of the cables.



## Variable layouts

The shades can be arranged according to height (spiral) or randomised (chaotic). The illustrations show two of many examples.



## Series

Family Sphéra  
 Amount 10  
 Size Mixed  
 Hanging Random

## Mounting

Ceiling mounting

## Products

6x Sphéra 200  
 4x Sphéra 300  
 1x canopy PL-B450

## Cables

The length of each cable can be adjusted freely. Each lampshade incl. 2m-cable, longer cables possible.

## Dimensions

All dimensions in mm, unless otherwise specified. All dimensions refer to 2m-cables.

- A** Shade diameter
- B** Canopy diameter
- C** Total length
- D** Group height
- E** Starting length
- F** Group diameter



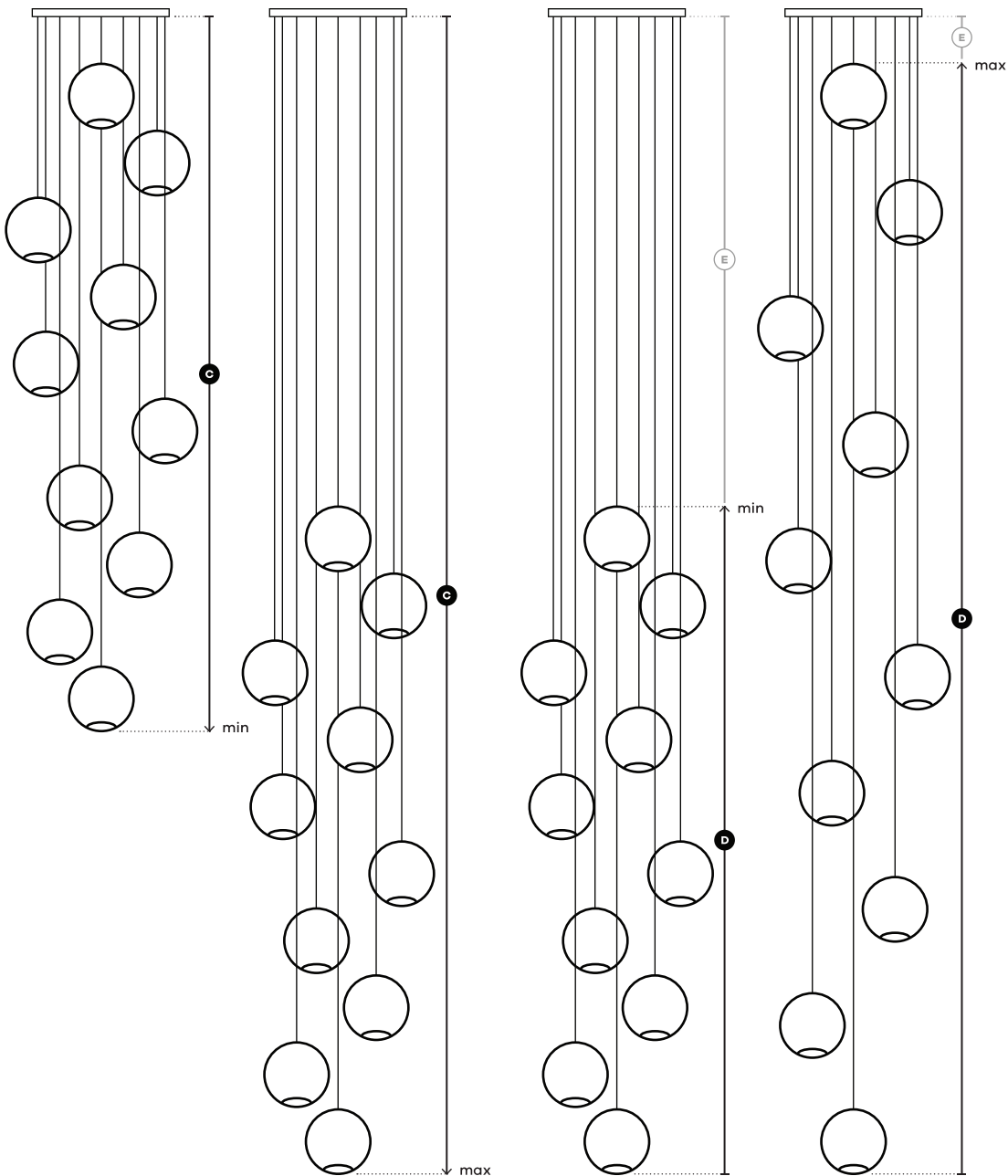
# Sphéra **Random 10** 300

## Total length

The light can be mounted with a total length between **C** 3200 - 5250 mm.

## Group height

The distances between the shades can be adjusted as needed. This results in a group height of **D** 3000 - 5050 mm.



## Series

Family **Sphéra**  
Amount **10**  
Size **300**  
Hanging **Random**

## Mounting

Ceiling mounting

## Products

10x Sphéra 300  
1x canopy PL-B600

## Cables

The length of each cable can be adjusted freely. Each lampshade incl. 2m-cable, longer cables possible.

## Dimensions

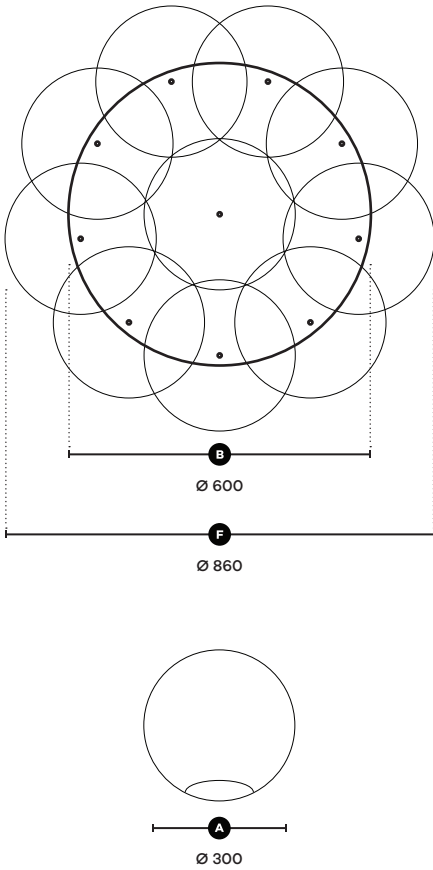
All dimensions in mm, unless otherwise specified. All dimensions refer to 2m-cables.

- A** Shade diameter
- B** Canopy diameter
- C** Total length
- D** Group height
- E** Starting length
- F** Group diameter

# Sphéra **Random 10** 300

## Hole pattern canopy

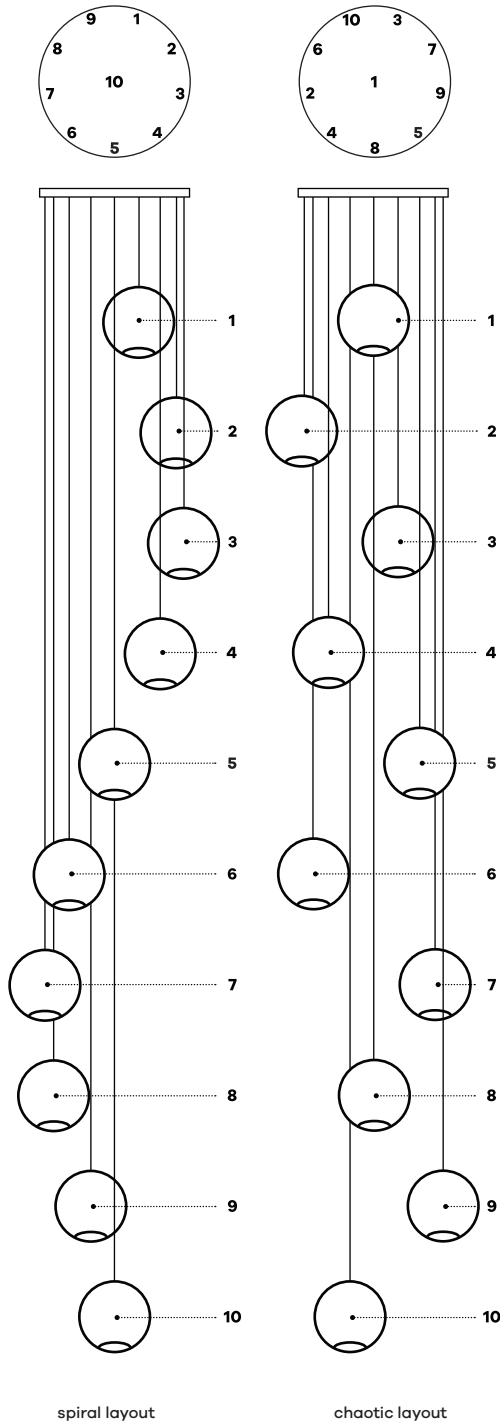
The holes in the canopy define the positions of the cables.



## Variable layouts

The shades can be arranged according to height (spiral) or randomised (chaotic).

The illustrations show two of many examples.



## Series

Family **Sphéra**  
Amount **10**  
Size **300**  
Hanging **Random**

## Mounting

Ceiling mounting

## Products

10x Sphéra 300  
1x canopy PL-B600

## Cables

The length of each cable can be adjusted freely. Each lampshade incl. 2m-cable, longer cables possible.

## Dimensions

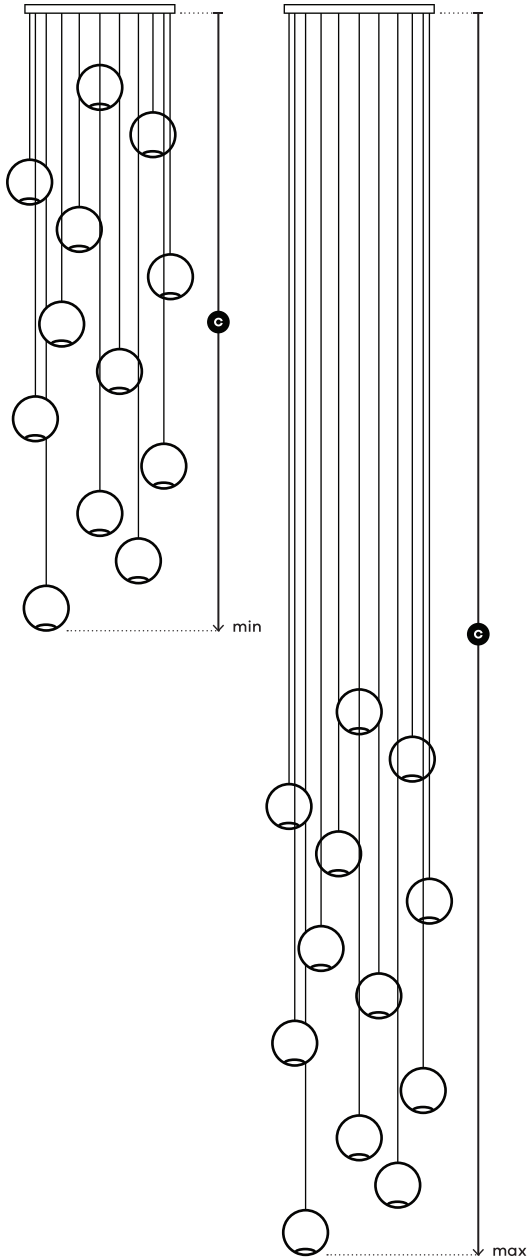
All dimensions in mm, unless otherwise specified. All dimensions refer to 2m-cables.

- A** Shade diameter
- B** Canopy diameter
- C** Total length
- D** Group height
- E** Starting length
- F** Group diameter

# Sphéra Random 12 200

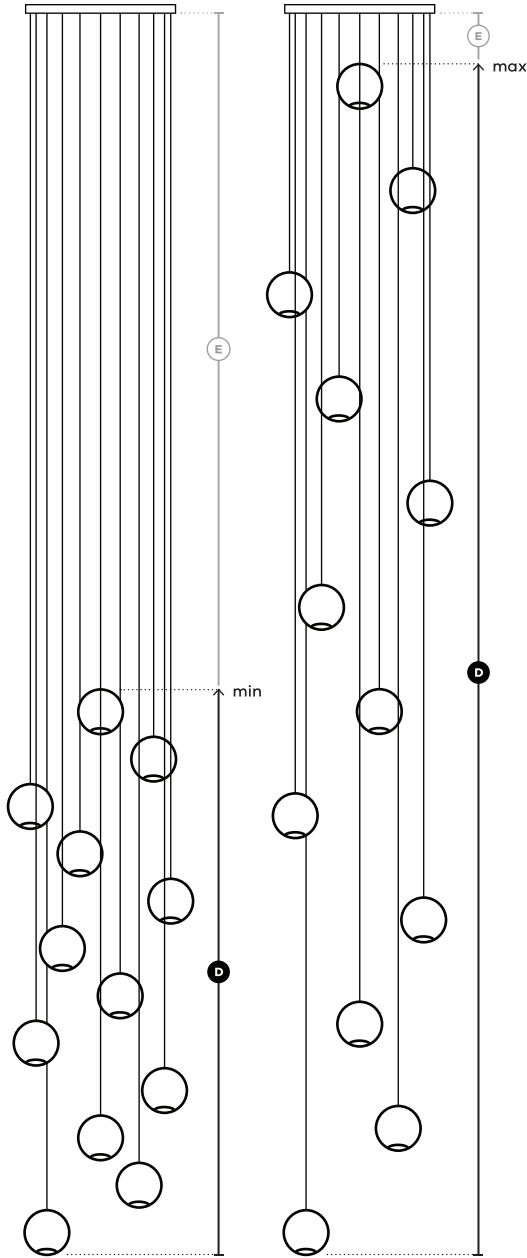
## Total length

The light can be mounted with a total length between **C** 2600 - 5150 mm.



## Group height

The distances between the shades can be adjusted as needed. This results in a group height of **D** 2400 - 4950 mm.



## Series

Family Sphéra  
Amount 12  
Size 200  
Hanging Random

## Mounting

Ceiling mounting

## Products

12x Sphéra 200  
1x canopy PL-B600

## Cables

The length of each cable can be adjusted freely. Each lampshade incl. 2m-cable, longer cables possible.

## Dimensions

All dimensions in mm, unless otherwise specified. All dimensions refer to 2m-cables.

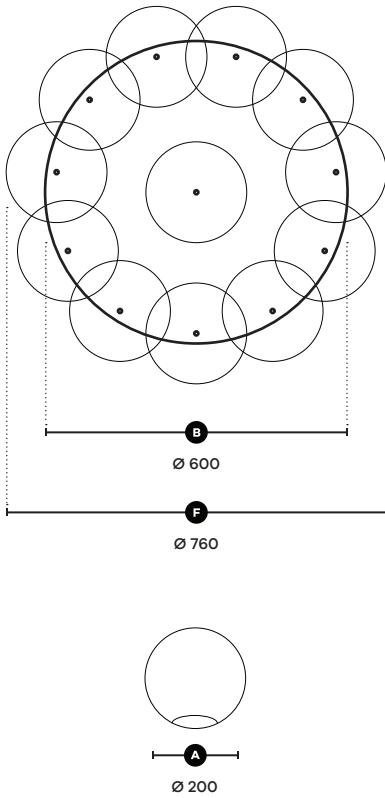
- A** Shade diameter
- B** Canopy diameter
- C** Total length
- D** Group height
- E** Starting length
- F** Group diameter



# Sphéra Random 12 200

## Hole pattern canopy

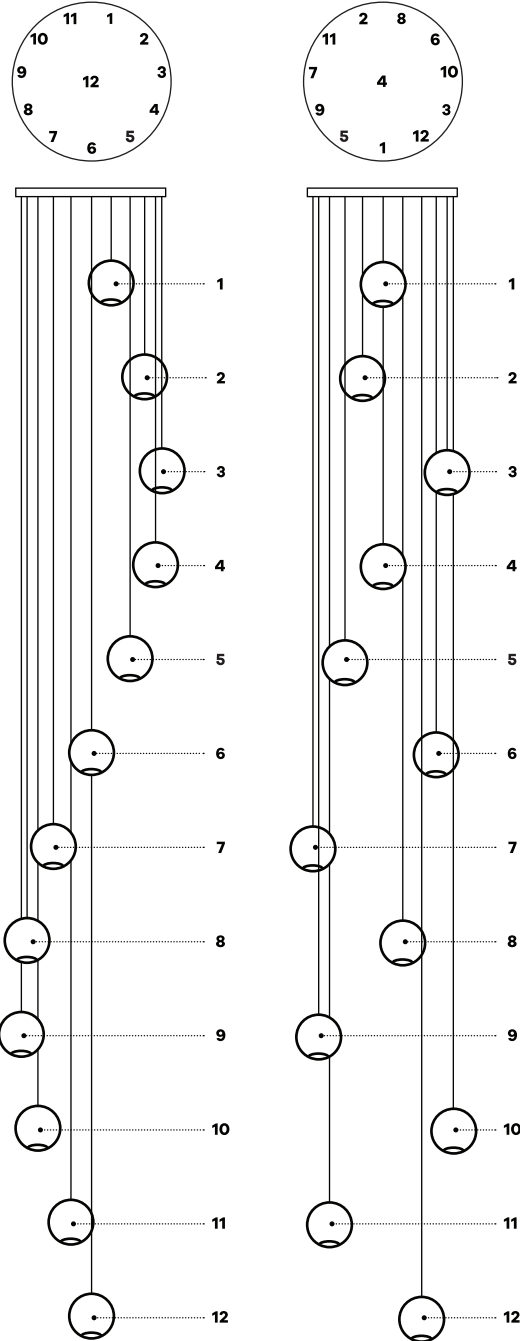
The holes in the canopy define the positions of the cables.



## Variable layouts

The shades can be arranged according to height (spiral) or randomised (chaotic).

The illustrations show two of many examples.



spiral layout

chaotic layout

## Series

Family **Sphéra**  
Amount **12**  
Size **200**  
Hanging **Random**

## Mounting

Ceiling mounting

## Products

12x Sphéra 200  
1x canopy PL-B600

## Cables

The length of each cable can be adjusted freely. Each lampshade incl. 2m-cable, longer cables possible.

## Dimensions

All dimensions in mm, unless otherwise specified. All dimensions refer to 2m-cables.

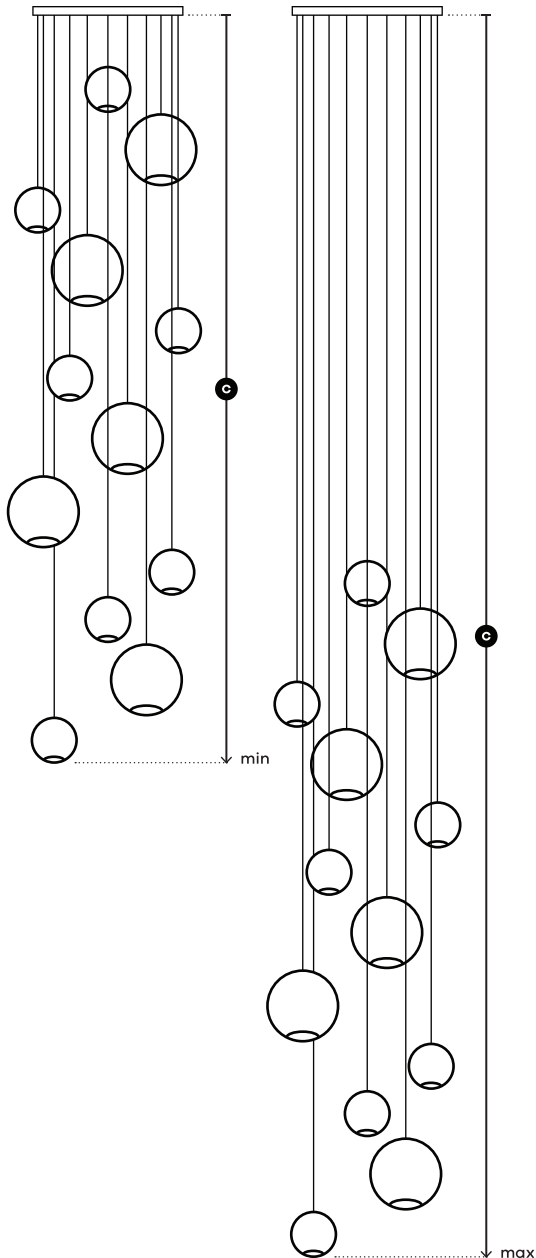
- A** Shade diameter
- B** Canopy diameter
- C** Total length
- D** Group height
- E** Starting length
- F** Group diameter

# Sphéra Random 12 Mix

## Total length

The light can be mounted with a total length between

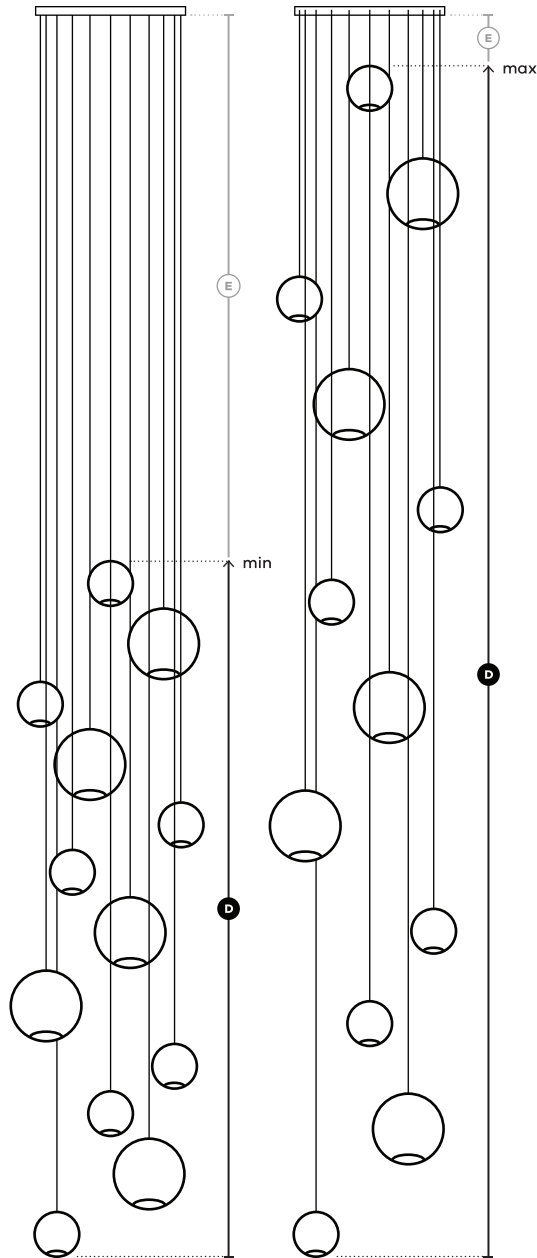
**C** 3100 - 5150 mm.



## Group height

The distances between the shades can be adjusted as needed. This results in a group height of

**D** 2900 - 4950 mm.



## Series

Family **Sphéra**  
Amount **12**  
Size **Mixed**  
Hanging **Random**

## Mounting

Ceiling mounting

## Products

7x Sphéra 200  
5x Sphéra 300  
1x canopy PL-B600

## Cables

The length of each cable can be adjusted freely. Each lampshade incl. 2m-cable, longer cables possible.

## Dimensions

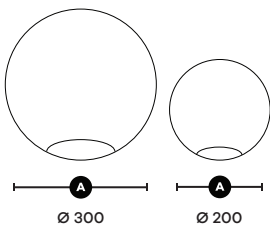
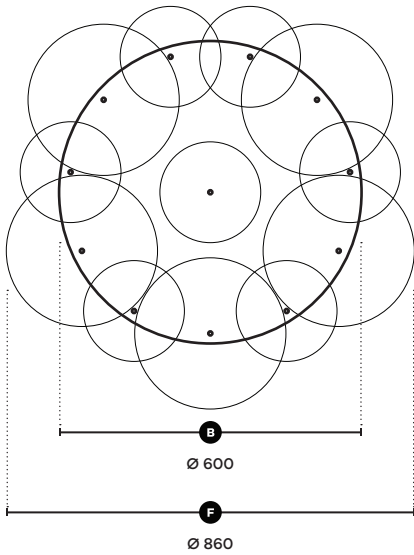
All dimensions in mm, unless otherwise specified. All dimensions refer to 2m-cables.

- A** Shade diameter
- B** Canopy diameter
- C** Total length
- D** Group height
- E** Starting length
- F** Group diameter

# Sphéra Random 12 Mix

## Hole pattern canopy

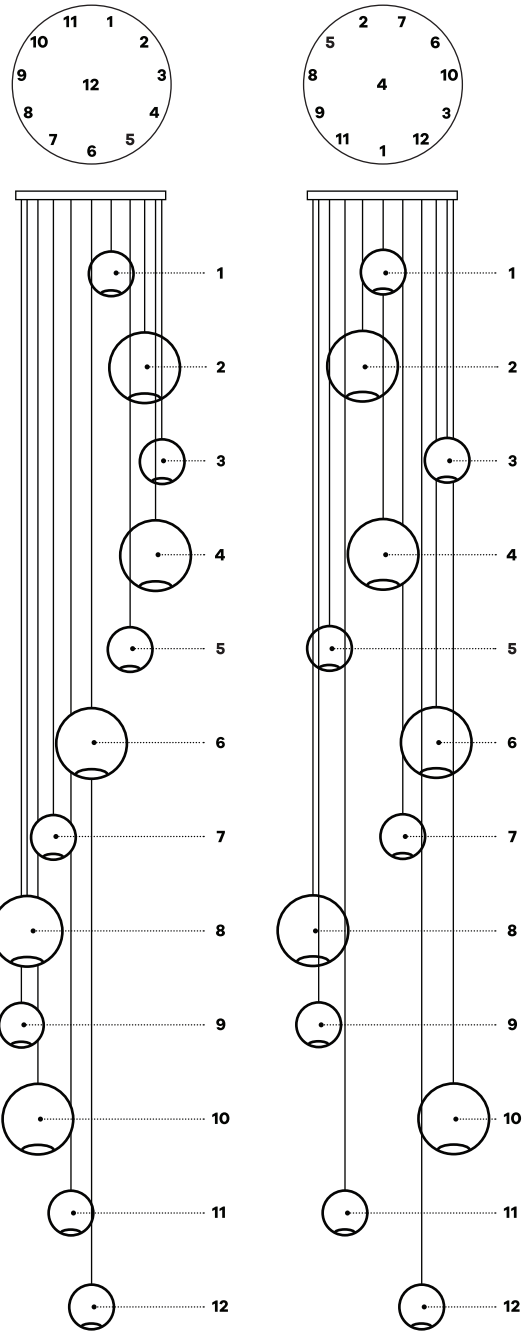
The holes in the canopy define the positions of the cables.



## Variable layouts

The shades can be arranged according to height (spiral) or randomised (chaotic).

The illustrations show two of many examples.



spiral layout

chaotic layout

## Series

Family Sphéra  
Amount 12  
Size Mixed  
Hanging Random

## Mounting

Ceiling mounting

## Products

7x Sphéra 200  
5x Sphéra 300  
1x canopy PL-B600

## Cables

The length of each cable can be adjusted freely. Each lampshade incl. 2m-cable, longer cables possible.

## Dimensions

All dimensions in mm, unless otherwise specified. All dimensions refer to 2m-cables.

- A** Shade diameter
- B** Canopy diameter
- C** Total length
- D** Group height
- E** Starting length
- F** Group diameter

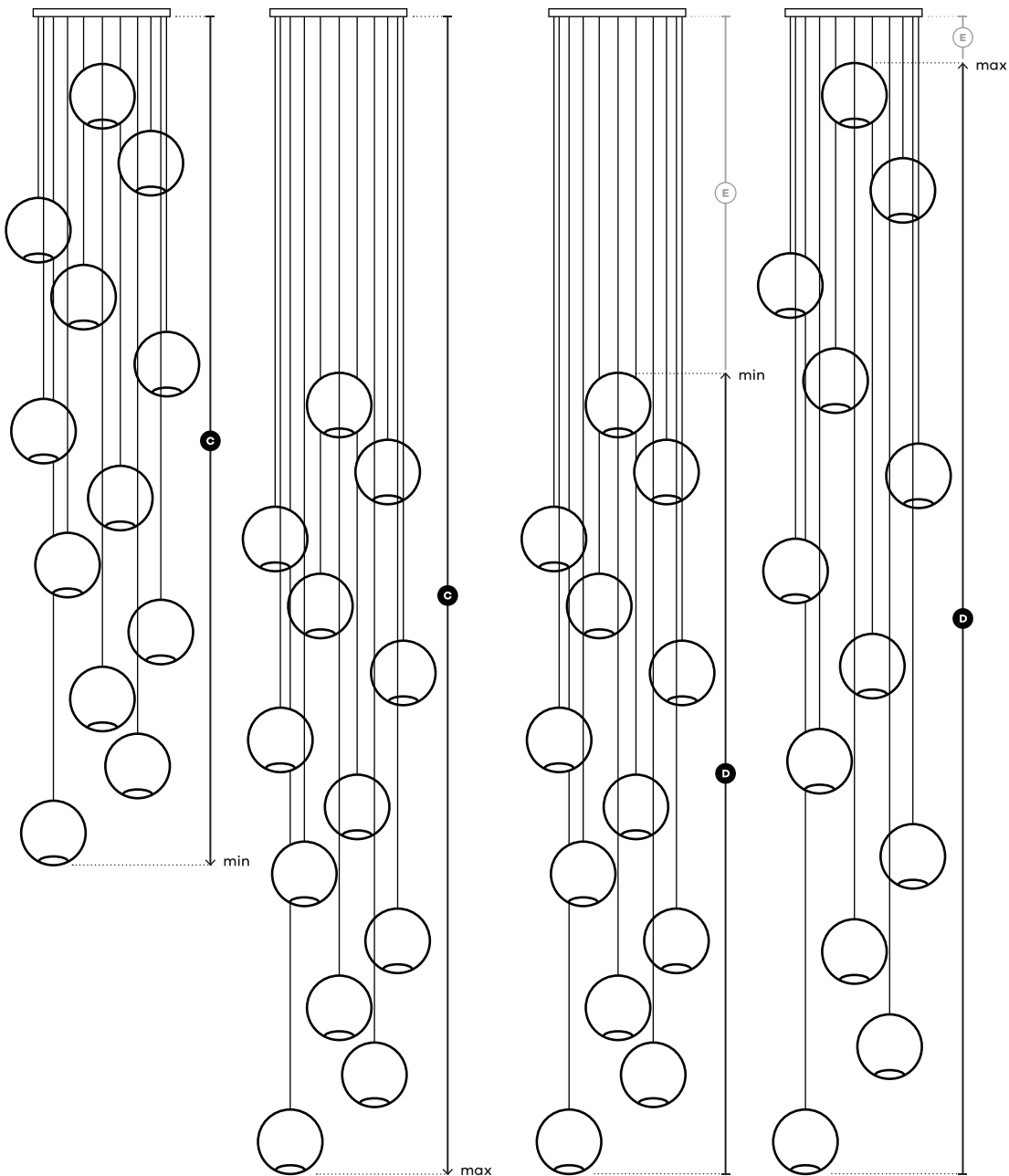
# Sphéra **Random 12** 300

## Total length

The light can be mounted with a total length between **C** 3800 - 5250 mm.

## Group height

The distances between the shades can be adjusted as needed. This results in a group height of **D** 3600 - 5050 mm.



## Series

Family **Sphéra**  
Amount **12**  
Size **300**  
Hanging **Random**

## Mounting

Ceiling mounting

## Products

12x Sphéra 300  
1x canopy PL-B600

## Cables

The length of each cable can be adjusted freely. Each lampshade incl. 2m-cable, longer cables possible.

## Dimensions

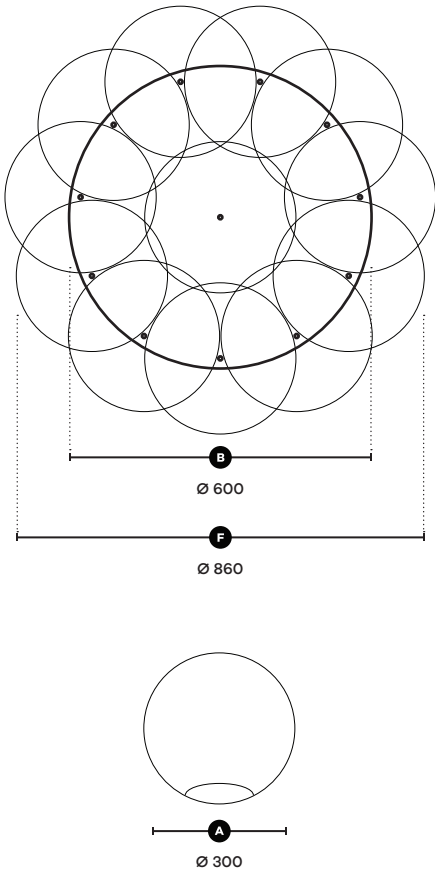
All dimensions in mm, unless otherwise specified. All dimensions refer to 2m-cables.

- A** Shade diameter
- B** Canopy diameter
- C** Total length
- D** Group height
- E** Starting length
- F** Group diameter

# Sphéra Random 12 300

## Hole pattern canopy

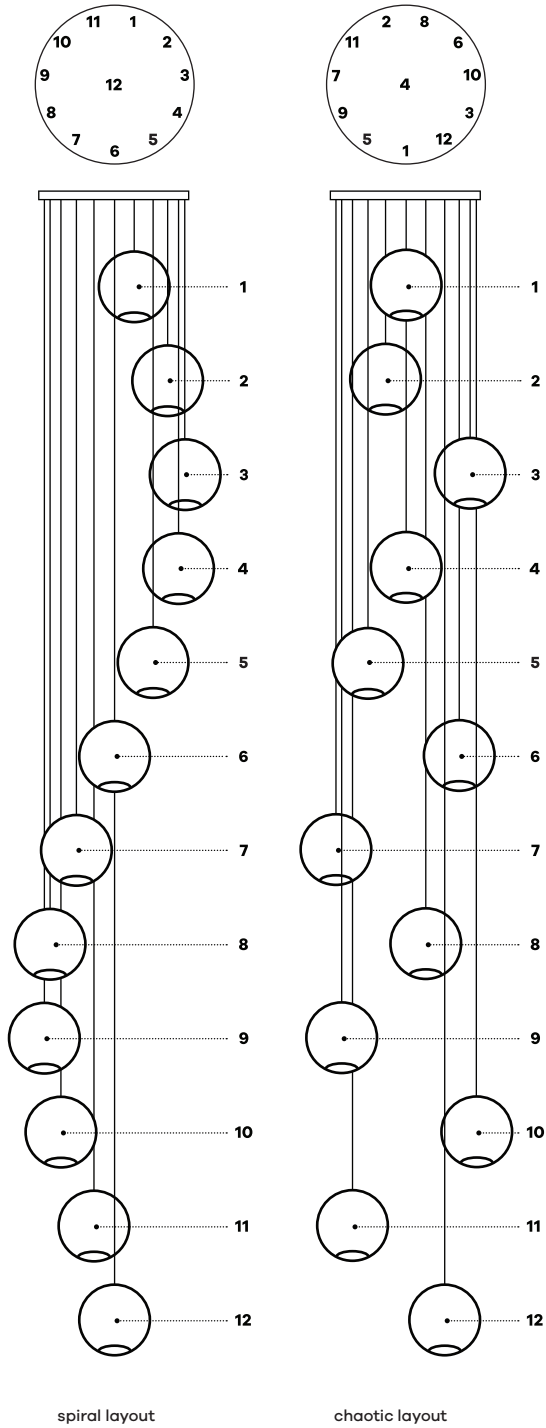
The holes in the canopy define the positions of the cables.



## Variable layouts

The shades can be arranged according to height (spiral) or randomised (chaotic).

The illustrations show two of many examples.



## Series

Family **Sphéra**  
Amount **12**  
Size **300**  
Hanging **Random**

## Mounting

Ceiling mounting

## Products

12x Sphéra 300  
1x canopy PL-B600

## Cables

The length of each cable can be adjusted freely. Each lampshade incl. 2m-cable, longer cables possible.

## Dimensions

All dimensions in mm, unless otherwise specified. All dimensions refer to 2m-cables.

- A** Shade diameter
- B** Canopy diameter
- C** Total length
- D** Group height
- E** Starting length
- F** Group diameter